



TRIPTI - Targeted Rural Initiatives for Poverty Termination & Infrastructure

ODISHA LIVELIHOODS MISSION, PANCHAYATI RAJ DEPARTMENT, GOVT. OF ODISHA



Disability Survey in Chilika and Ersama Blocks of Odisha



An Analytical Report

Table of Contents

Introduction.....	1
General Demographic Tables – Chilika Block.....	3
Table 1a: Panchayat-wise Gender Distribution of Respondents (Chilika block).....	3
Table2a: Caste Category-wise Distribution of Households (Chilika block)	4
Table 3a: Availability of Ration Cards and Monthly Family Income (Chilika block).....	5
Table4a: Monthly Family Income of Households covered in BPL 1997 list (Chilika block).....	6
Table5a: Respondents’ Education and Age Group Distribution (Chilika block).....	7
Table6a: Education level-wise Occupation of Respondent’s (Chilika block)	8
Table7a: Type of House and Family Size (Chilika block)	9
Table8a: Excluded Group and Monthly Family Income (Chilika block)	10
Table9a: SHG status (Chilika block).....	11
General Demographic Tables – Ersama Block	12
Table1b: Panchayat-wise Gender Distribution of Respondents (Ersama block)	12
Table 2b: Caste Category-wise Distribution of households (Ersama block)	14
Table 3b: Availability of Ration Cards and Monthly Family Income (Ersama block)	15
Table4b: Monthly Family Income of Households covered in BPL 1997 list (Ersama block)	16
Table5b: Respondents’ Education and Age Group Distribution (Ersama block)	16
Table6b: Education level-wise Occupation of Respondent’s (Ersama block)	18
Table7b: Type of House and Family Size (Ersama block)	19
Table8b: Excluded Group and Monthly Family Income (Ersama block)	20
Table9b: SHG status (Ersama block)	21
Disability Tables – Chilika Block	23
Table10a: Age Group-wise Gender Distribution of the PwDs (Chilika Block)	23
Table11a: Frequency count of families with PwDs (Chilika Block)	24
Table12a: Availability of Disability Certificate (Chilika Block).....	25
Table13a: Government assistance received (Chilika Block)	25
Table14a: PwDs as DPG members (Chilika Block).....	27

Table15a: Gender-wise categorized PwDs (Chilika block)	27
Table16a: Age Group-wise categorized PwDs (Chilika block)	29
Table17a: Category-wise Availability of Certificates (Chilika block)	30
Table18a: Status of Government assistance to 839 PwDs (Chilika block)	31
Disability Tables – Ersama Block.....	33
Table10b: Age Group-wise Gender Distribution of the PwDs (Erasama Block).....	33
Table11b: Frequency count of families with PwDs (Erasama Block)	34
Table12b: Availability of Disability Certificate (Erasama Block)	34
Table13b: Government assistance received (Erasama Block)	35
Table14b: PwDs as DPG members (Erasama Block)	36
Table15b: Gender-wise categorized PwDs (Erasama block).....	37
Table16b: Age Group-wise categorized PwDs (Erasama block)	38
Table17b: Category-wise Availability of Certificates (Erasama block).....	39
Table18b: Status of Government assistance to 1451 PwDs (Erasama block).....	40
Table19: Comparative table for Chilika and Erasama blocks	42
Annexure 1: List of SHGs in Chilika block.....	43
Annexure 2: List of SHGs in Erasama block.....	58

Introduction

Government of Odisha through its rural livelihood project titled “Targeted Rural Initiatives for Poverty Termination (TRIPTI)”, which is being implemented through the “Odisha Livelihoods Mission” (OLM), with financial support from the World Bank and is recently rechristened as State Rural Livelihood Mission (SRLM), as part of the National Rural Livelihood Mission. OLM, an independent society under the Department of Panchayati Raj and Rural Development, Government of Odisha, is implementing the project in 10 coastal districts of Odisha state.

Mobilization of poor to form their ‘own institutions’ is the primary objective of the project; for which strong institutions of the poor in the form of SHGs are constituted. Such village level and cluster level federations provide a space and voice to the marginalized sections of the society. They are the mediators to provide an accessibility of resources to the poor, in order to reduce their dependence on external agencies. These institutions act as an instrument of knowledge and technology dissemination, and hubs of production, collectivization and commerce.

Chilika and Ersama blocks of Khurda and Jagatsingpur districts respectively were chosen after a consultation with OLM staff. The first step towards the inclusion process was enumerating PwDs in the villages so as to increase their access to basic entitlements and further rolling of livelihood programmes. This was done through 2 step survey, firstly a rapid survey with 10 basic questions administered at the SHG level. The second stage was detailed survey which was based on the results from the rapid survey. Identification of surveyors and data entry operators was the next step. Anganwadi Workers, Asha workers and SHG members were chosen as surveyors. The major reason for their selection as surveyors was that they have developed a good rapport with the villagers and the villagers also feel comfort in communicating with them. While identifying the Data entry operators, the main prerequisite was that he/she should be well versed with computer operations. 2 days training programme for the master trainers who would be delivering training to the surveyors and data entry operators was organized and conducted. Problems faced while enumerating PwDs and Interview techniques were the major topics covered in the training. Code sheet using MS Access was designed for data entry purpose.

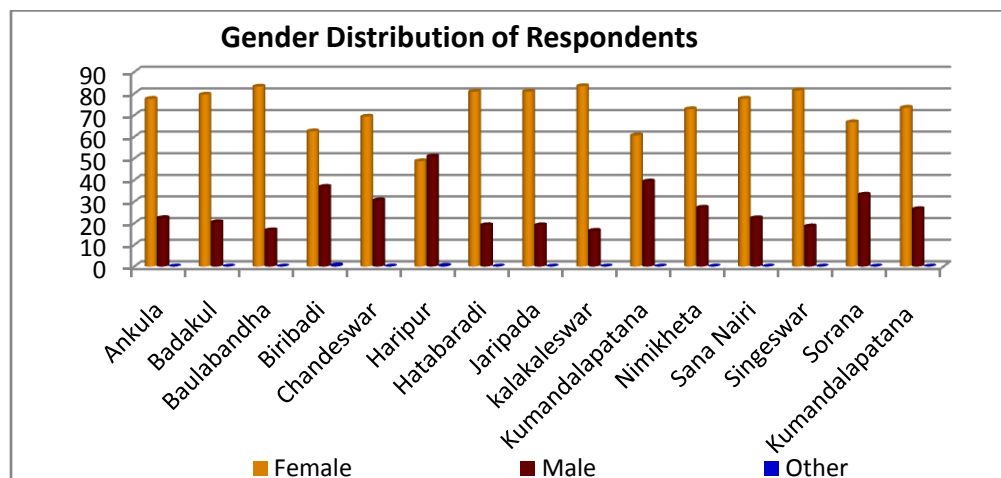
The survey began in the 3rd week of January 2014 and was completed by end February 2014. Each surveyor was given the list of households provided by the block office for conducting the survey. The data entry operators started digitizing the survey data simultaneously on daily submission of filled in questionnaires by the surveyors. Continuous handholding support was provided to the operators and

their queries were resolved by the master trainers. Data entry was completed during 3rd week of March 2014 following which analysis was started.

The major task was of placing the enumerated PwDs in specific disability category. The method followed for categorization was that the respondents were asked various questions related to functional difficulties faced by them or their family members. These responses were noted and then labeled specific disability category (as these difficulties were the symptoms of that specific category) and then disability category-wise totals were computed. Categorization of PwDs was done based on the categories as per the Rights of PwDs bill 2012. Detailed Report with more in depth analysis with interpretation is being presented. Interpretation of each of the table is done in a systematic way consisting of 2 steps namely Findings and Inferences. This would give the detailed interpretation of the tables.

General Demographic Tables – Chilika Block

Table 1a: Panchayat-wise Gender Distribution of Respondents (Chilika block)



Sr. No.	Gram Panchayat	Female	Male	Other	Total
1.	Ankula	135 (77.59)	39 (22.41)	0 (0.00)	174 (5.54)
2.	Badakul	210 (79.55)	54 (20.45)	0 (0.00)	264 (8.40)
3.	Baulabandha	139 (83.23)	28 (16.77)	0 (0.00)	167 (5.32)
4.	Biribadi	112 (62.57)	66 (36.87)	1 (0.56)	179 (5.70)
5.	Chandeswar	129 (69.35)	57 (30.65)	0 (0.00)	186 (5.92)
6.	Haripur	134 (48.73)	140 (50.91)	1 (0.36)	275 (8.75)
7.	Hatabaradi	93 (80.87)	22 (19.13)	0 (0.00)	115 (3.66)
8.	Jaripada	233 (80.90)	55 (19.10)	0 (0.00)	288 (9.17)
9.	kalakaleswar	222 (83.46)	44 (16.54)	0 (0.00)	266 (8.47)
10.	Kumandalapatana	37 (60.66)	24 (39.34)	0 (0.00)	61 (1.94)
11.	Nimikheta	305 (72.79)	114 (27.21)	0 (0.00)	419 (13.34)
12.	Sana Nairi	73 (77.66)	21 (22.34)	0 (0.00)	94 (2.99)
13.	Singeswar	171 (81.43)	39 (18.57)	0 (0.00)	210 (6.68)
14.	Sorana	231 (66.76)	115 (33.24)	0 (0.00)	346 (11.01)
15.	Kumandalapatana	72 (73.47)	26 (26.53)	0 (0.00)	98 (3.12)
Total		2296 (73.07)	844 (26.86)	2 (0.06)	3142 (100)

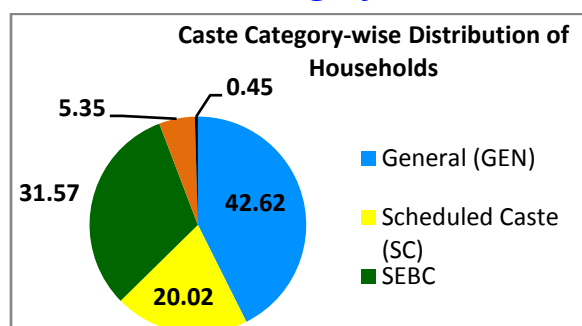
Findings

Total households covered under survey from Chilika block are 3142 out of which 73.07% were female interviewee and 26.86% were male. Female respondents were highest in Kalakaleswar whereas male respondents in Haripur as compare to the individual Panchayat totals. It's noteworthy that 2 respondents have mentioned their sex as other.

Inferences

While conducting the survey the proportion of female respondents is high.

Table2a: Caste Category-wise Distribution of Households (Chilika block)



Sr. No.	Caste Category	Total	%
1.	General (GEN)	1339	42.62
2.	Scheduled Caste (SC)	629	20.02
3.	SEBC	992	31.57
4.	Scheduled Tribe (ST)	168	5.35
5.	Not Available	14	0.45
Total		3142	100.00

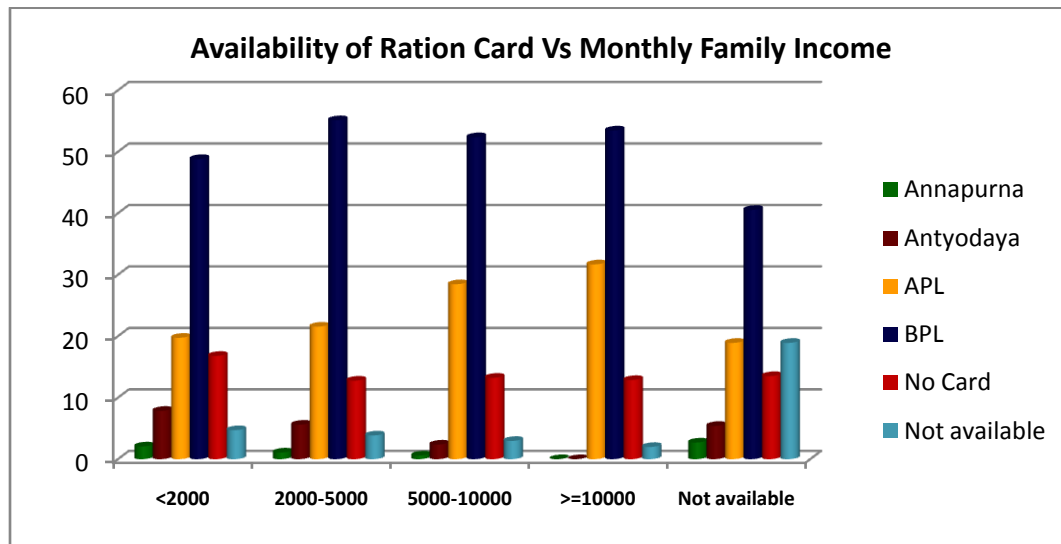
Findings

Majority (42.62%) of the households fall in the General category followed by SEBC (31.57%) category.

Inferences

992 households are from SEBC (31.57%), 168 from ST (5.35%) and 629 households (20.02%) belong to Scheduled Caste. This reveals that all backward communities put together constitute higher than the general population (56.94%) making the block significant for development intervention. In this case it is inevitable that the PwDs in this community would be facing higher level of deprivation.

Table 3a: Availability of Ration Cards and Monthly Family Income (Chilika block)



Ration Card Type	Monthly Family Income (in ₹)					Total
	<2000	2000-5000	5000-10000	>=10000	Not Available	
Annapurna	21	16	3	0	1	41 (1.30)
Antyodaya	80	83	12	0	2	177 (5.63)
APL	201	319	144	32	7	703 (22.37)
BPL	497 (30.18)	816 (49.54)	265 (16.09)	54 (3.28)	15 (0.91)	1647 (52.42)
No Card	171	189	67	13	5	445 (14.16)
Not available	48	57	15	2	7	129 (4.11)
Total	1018 (32.40)	1480 (47.10)	506 (16.10)	101 (3.21)	37 (1.18)	3142 (100.00)

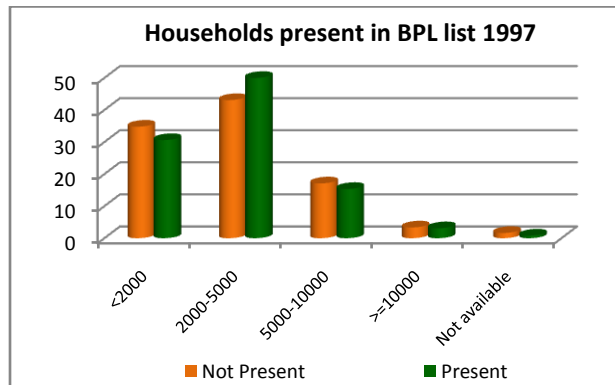
Findings

445 families (14.16%) do not possess Ration Card and out of these, 171 families belong to the monthly family income of below ₹ 2000/- category. 1647 households (52.42%) having BPL card, 30.18% of these families have monthly income less than ₹ 2000/-. It's surprising to note that there are 1135 families with higher income and still possess BPL card.

Inferences

It is observed that 79.5% of the families have monthly income upto ₹ 5000/- **with 29.98% of the families having 5 or more than 5 members each.** For these families to meet their monthly financial requirements is a challenge

Table4a: Monthly Family Income of Households covered in BPL 1997 list (Chilika block)



Monthly Family Income (in ₹)	Household in BPL 1997 list		
	No	Yes	Total
<2000	466 (34.80)	552 (30.62)	1018 (32.40)
2000-5000	229 (17.10)	277 (15.36)	506 (16.10)
5000-10000	577 (43.09)	903 (50.08)	1480 (47.10)
>=10000	45 (3.36)	56 (3.11)	101 (3.21)
Not Available	22 (1.64)	15 (0.83)	37 (1.18)
Total	1339 (42.62)	1803 (57.38)	3142 (100.00)

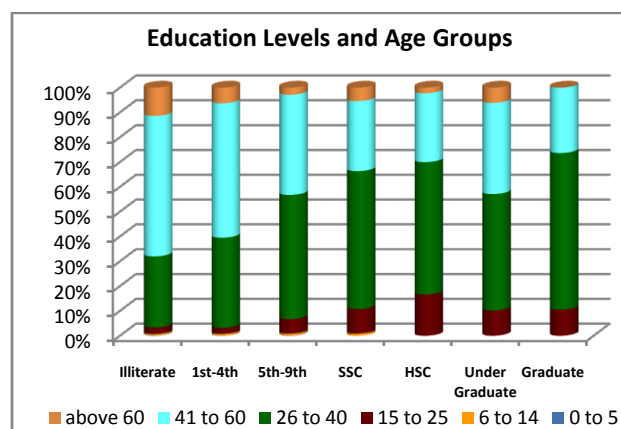
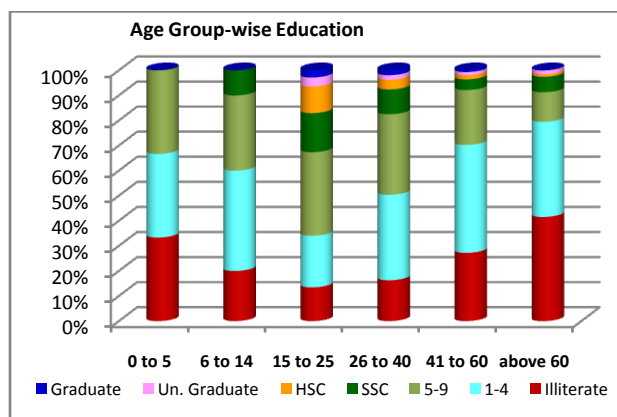
Findings

There are 466 households with family income below ₹ 2000/- and still not enlisted in the BPL 1997 list whereas 959 households having income more ₹ 5000 are covered in the list. It's equally surprising that 56 families whose monthly income is more than ₹10000 have also found place in the list.

Inferences

Based on the findings the list prepared by District Authorities seem to be flawed.

Table5a: Respondents' Education and Age Group Distribution (Chilika block)



Age Group (in yrs)	Education Level								Grand Total
	Illiterate	1st-4th	5th-9th	SSC	HSC	Under Graduate	Graduate	Not Available	
0 to 5	1 (33.33)	1 (33.33)	1 (33.33)	0 (0.00)	0 (0.00)	0 (0.00)	0 (0.00)	0 (0.00)	3 (0.10)
6 to 14	4 (20.00)	8 (40.00)	6 (30.00)	2 (10.00)	0 (0.00)	0 (0.00)	0 (0.00)	0 (0.00)	20 (0.64)
15 to 25	19 (13.48)	29 (20.57)	47 (33.33)	22 (15.60)	15 (10.64)	5 (3.55)	4 (2.84)	0 (0.00)	141 (4.49)
26 to 40	204 (16.27)	427 (34.05)	402 (32.06)	124 (9.89)	48 (3.83)	23 (1.83)	24 (1.91)	2 (0.16)	1254 (39.91)
41 to 60	403 (27.23)	637 (43.04)	324 (21.89)	63 (4.26)	25 (1.69)	18 (1.22)	10 (0.68)	0 (0.00)	1480 (47.10)
above 60	81 (41.54)	74 (37.95)	23 (11.79)	12 (6.15)	2 (1.03)	3 (1.54)	0 (0.00)	0 (0.00)	195 (6.21)
Not available	14 (28.57)	18 (36.73)	15 (30.61)	1 (2.04)	0 (0.00)	0 (0.00)	0 (0.00)	1 (2.04)	49 (1.56)
Total	726 (23.11)	1194 (38.00)	818 (26.03)	224 (7.13)	90 (2.86)	49 (1.56)	38 (1.21)	3 (0.10)	3142 (100.00)
15 to 60	626 (19.92)	1093 (34.79)	773 (24.60)	209 (6.65)	88 (2.80)	46 (1.46)	38 (1.21)	2 (0.06)	2875 (91.50)

Findings

726 (23.11%) respondents are found to be illiterate and among the literates, 2012 (64.04%) had education below 10th standard. Only 5.63% respondents (177) possess educational qualification above 10th standard. 3 respondents are found in the age group 0 to 5 yrs and 20 respondents in the age group 6 to 14 yrs.

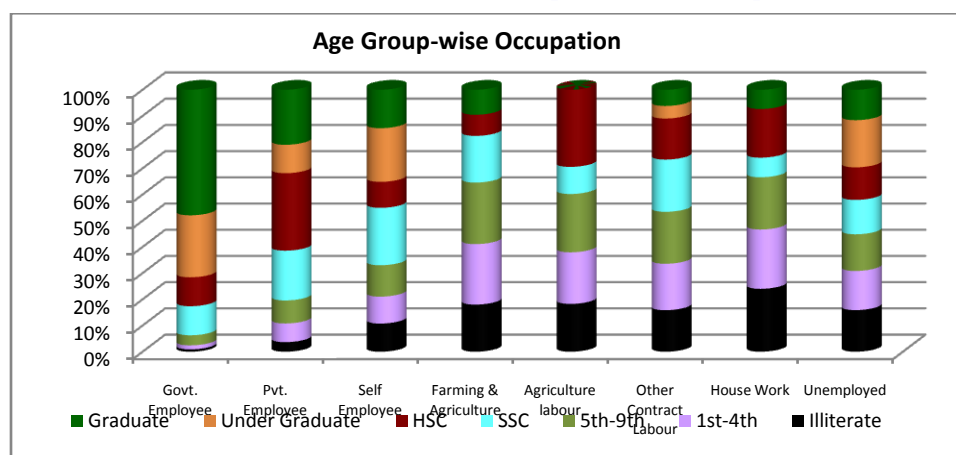
Working age group (15-60 years) comprises 91.50% of the total respondents which includes 93.88 (46) of the total under graduates and 100% (38) of the graduates. 86.23% (626) of the total illiterates are

from the working age group. Also 92.74% (1866) of the total respondents who studied below 10th standard fall in the working age group.

Inferences

23 respondents were found in the age group below 14 yrs for which the data needs to be revalidated. There seems to be a very high level of illiteracy (19.92%) including below 10th Std (92.74%) in the working age group. Table above depicts that only 38 respondents (1.21%) are Graduate which means that hardly 1.21% are eligible for better employment opportunities. All of these 38 respondents belong to the working age-group (1.212% of the total 3142 respondents possess higher educational qualification i.e. Graduation).

Table 6a: Education level-wise Occupation of Respondent's (Chilika block)



Occupation Category	Education Levels								Grand Total
	Illiterate	1st-4th	5th-9th	SSC	HSC	Under Graduate	Graduate	Not Available	
Govt. Employee	4	11	19	15	6	7	11	0	73 (2.32)
Pvt. Employee	10	32	27	16	10	2	3	0	100 (3.18)
Self Employee	70	110	88	44	8	9	5	0	334 (10.63)
Farming & Agri.	36	76	53	11	2	0	1	0	179 (5.70)
Agri. labour	40	71	55	7	8	0	0	0	181 (5.76)
Other Contract Labour	49	90	69	19	6	1	1	0	235 (7.48)
House Work	125	194	117	12	12	0	2	0	462 (14.70)

Unemployed	392	607	389	100	38	30	15	0	1571 (50.00)
Not Available	0	3	1	0	0	0	0	3	7 (0.22)
Grand Total	726	1194	818	224	90	49	38	3	3142

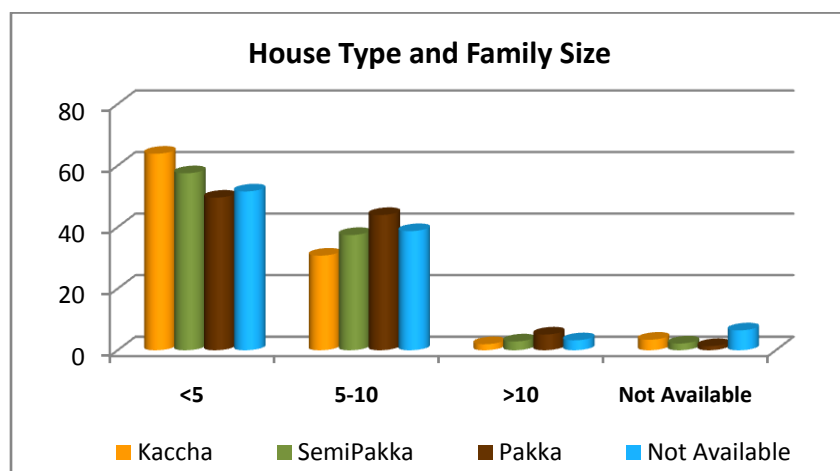
Findings

The above table reveals that 50% of the respondents are unemployed. Out of the remaining engaged in some or the other occupation viz house work is the major occupation (14.50%) of the respondents followed by Self Employment (10.63%), Other Contract Labour (7.48%) being the 3rd highest. 181 respondents (5.76%) are Agriculture labourer and 179 (5.70%) are engaged in Farming and Agriculture. Only 73 (2.32%) respondents are engaged in government jobs. Education level of 99.44% of the respondents engaged in Farming possess education qualification upto 12th standard or below (inclusive of illiterates). Only one graduate respondent is a farmer.

Inferences

The above table depicts that in spite of TRIPTI's intervention in Chilika for more than 5 years, 50% of the population continue to remain unemployed.

Table7a: Type of House and Family Size (Chilika block)



No. of family members	Type of House				
	Kaccha	Semi Pakka	Pakka	Not Available	Total
<5	617 (63.87)	788 (57.52)	369 (49.60)	32 (51.61)	1806 (57.48)
5-10	297	513	327	24	1161

	(30.75)	(37.45)	(43.95)	(38.71)	(36.95)
>10	19 (1.97)	39 (2.85)	38 (5.11)	2 (3.23)	98 (3.12)
Not Available	33 (3.42)	30 (2.19)	10 (1.34)	4 (6.45)	77 (2.45)
Total	966 (30.74)	1370 (43.60)	744 (23.68)	62 (1.97)	3142 (100.00)

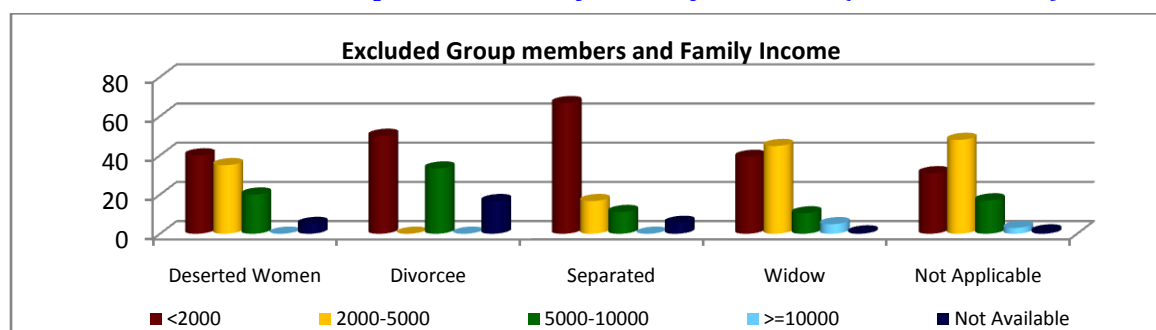
Findings

While it's noteworthy that 57.48% of the households have family size less than 5 members, there are 1161 (36.95%) families with 5 to 10 members. Out of these 1161 families, only 327 families (28.17%) live in Pakka house whereas 834 families (71.83%) have house type either kaccha or semi pakka. It is pleasing to note that 77 families (78.57%) with members more than 10 live in Semi Pakka or Pakka house. Out of the total 3142 households, 2336 (74.35%) families live in either kaccha or semi pakka house. Only 744 (23.68%) families have Pakka house.

Inferences

Majority of the families (74.35%) families reside in Kaccha or Semi-Pakka house.

Table8a: Excluded Group and Monthly Family Income (Chilika block)



Excluded Group	Monthly Family Income (in ₹)					Total
	<2000	2000-5000	5000-10000	>=10000	Not Available	
Deserted Women	8 (40.00)	7 (35.00)	4 (20.00)	0 (0.00)	1 (5.00)	20 (0.64)
Divorcee	3 (50.00)	0 (0.00)	2 (33.33)	0 (0.00)	1 (16.67)	6 (0.19)
Separated	12 (66.67)	3 (16.67)	2 (11.11)	0 (0.00)	1 (5.56)	18 (0.57)
Widow	177 (39.25)	202 (44.79)	47 (10.42)	22 (4.88)	3 (0.67)	451 (14.35)
Not Applicable	818 (30.90)	1268 (47.90)	451 (17.04)	79 (2.98)	31 (1.17)	2647 (84.25)
Total	1018 (32.40)	1480 (47.10)	506 (16.10)	101 (3.21)	37 (1.18)	3142 (100.00)

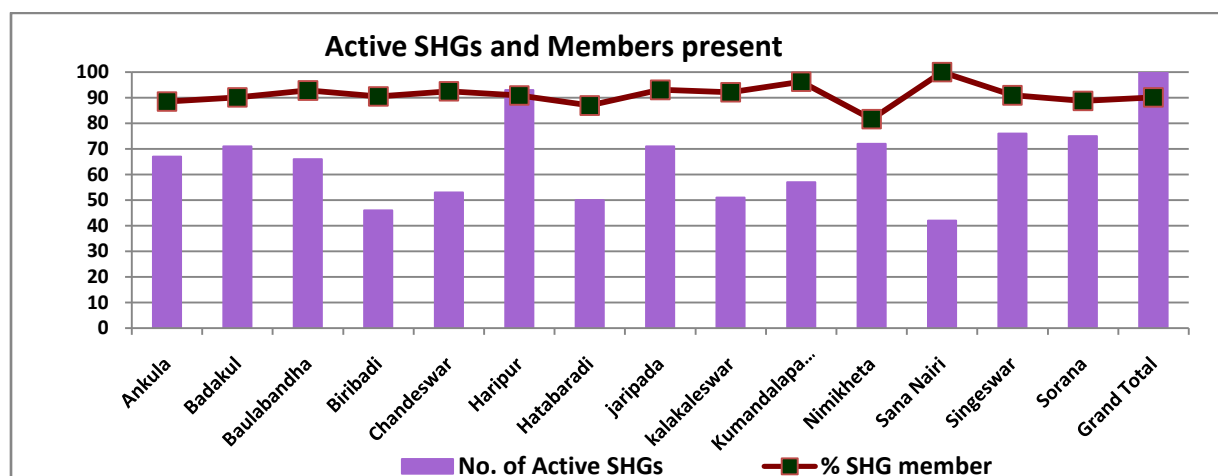
Findings

There are 451 (14.35%) widows in the 3142 families surveyed. Though the percentage of deserted women, divorcee and separated women found is small, their presence has been figured out through the survey. Also it is noted that majority of the widows (84.04%) belong to the families with monthly income upto ₹ 5000/- category.

Inferences

While 22 families (21.75%) having a widow in their family belong to the income category more than ₹ 10000/-, there 630 families (89.74%) with excluded group member whose monthly family income is upto ₹ 5000/-.

Table9a: SHG status (Chilika block)



Sr. No.	Panchayat	No. of active SHGs	Minimum No. of SHG member per Panchayat				Non SHG member	% SHG member
			F	M	O	T		
1.	Ankula	67	122	32	0	154	20	88.51
2.	Badakul	71	191	47	0	238	26	90.15
3.	Baulabandha	66	134	21	0	155	12	92.81
4.	Biribadi	46	109	52	1	162	17	90.50
5.	Chandeswar	53	124	48	0	172	14	92.47
6.	Haripur	93	128	121	1	250	25	90.91
7.	Hatabaradi	50	80	20	0	100	15	86.96
8.	jaripada	71	222	46	0	268	20	93.06
9.	kalakaleswar	51	213	32	0	245	21	92.11

10.	Kumandalapatana	57	106	47	0	153	6	96.23
11.	Nimikheta	72	268	74	0	342	77	81.62
12.	Sana Nairi	42	73	21	0	94	0	100.00
13.	Singeswar	76	158	33	0	191	19	90.95
14.	Sorana	75	209	98	0	307	39	88.73
	Total	622	2137	692	2	2831	311	90.10

Findings

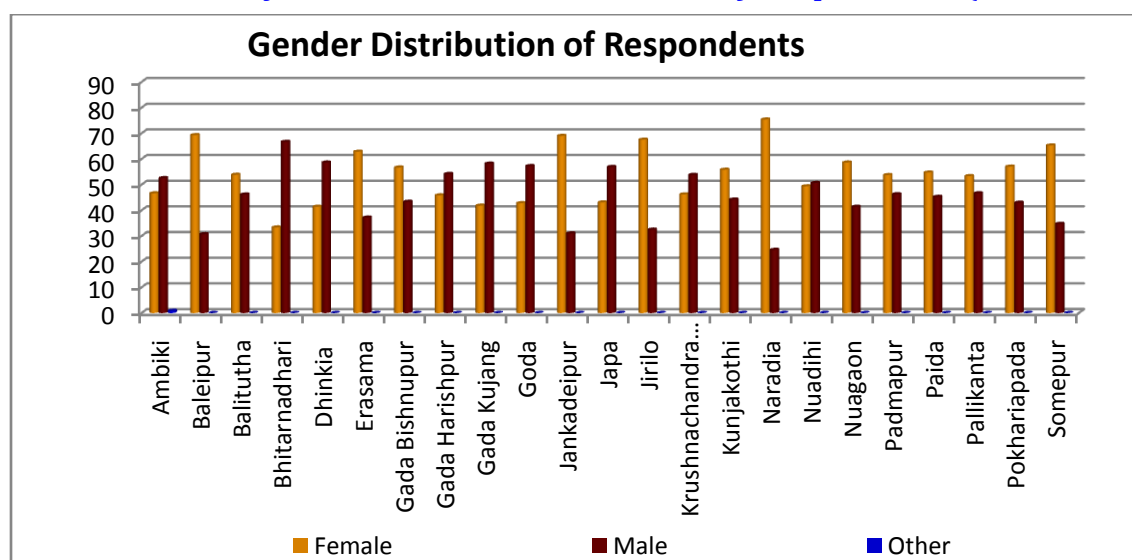
There are 622 SHGs active and distributed over 15 Panchayats. Compared to the total families surveyed Panchayat-wise, Nimikheta Panchayat has the highest number of SHG members (342) followed by Sorana (307) and Jaripada (268). Sanasari and Hatabaradi Panchayats have less number of SHG members as compare to other Panchayats.

Inferences

There are only 3 families each from Ankula, Haripur and Nimikheta who are SHG members but SHG name is missing. 90.10% (2831) of the families have joined some or the other SHG which means only 311 families i.e. 9.90% are yet to be brought under SHG fold. The social mobilization of the poor in the SHG fold through TRIPTI seems to have worked fine.

General Demographic Tables – Ersama Block

Table1b: Panchayat-wise Gender Distribution of Respondents (Ersama block)



Sr. No.	Gram Panchayat	Female	Male	Other	Total
1.	Ambiki	55	62	1	118 (4.89)
2.	Baleipur	70	31	0	101 (4.18)
3.	Balitutha	28	24	0	52 (2.15)
4.	Bhitarnadhari	31	62	0	93 (3.85)
5.	Dhinkia	24	34	0	58 (2.40)
6.	Erasama	98	58	0	156 (6.46)
7.	Gada Bishnupur	51	39	0	90 (3.73)
8.	Gada Harishpur	44	52	0	96 (3.98)
9.	Gada Kujang	23	32	0	55 (2.28)
10.	Goda	65	87	0	152 (6.29)
11.	Jankadeipur	69	31	0	100 (4.14)
12.	Japa	53	70	0	123 (5.09)
13.	Jirilo	79	38	0	117 (4.84)
14.	Krushnachandrapur	79	92	0	171 (7.08)
15.	Kunjakothi	24	19	0	43 (1.78)
16.	Naradia	49	16	0	65 (2.69)
17.	Nuadihi	75	77	0	152 (6.29)
18.	Nuagaon	51	36	0	87 (3.60)
19.	Padmapur	36	31	0	67 (2.77)
20.	Paida	81	67	0	148 (6.13)
21.	Pallikanta	48	42	0	90 (3.73)
22.	Pokhariapada	65	49	0	114 (4.72)
23.	Somepur	109	58	0	167 (6.92)
Total		1307 (54.12)	1107 (45.84)	1 (0.04)	2415 (100)

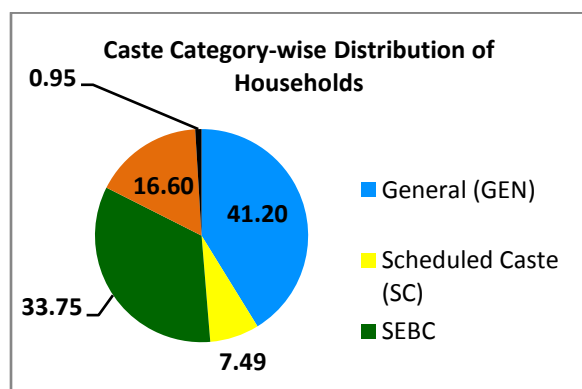
Findings

Total households covered under survey from Ersama block are 2415 out of which 54.12% were female interviewee and 45.84% were male. Female respondents were highest in Somepur whereas male respondents in Krushnachandrapur as compare to the individual Panchayat totals. It's noteworthy that 1 respondent have mentioned their sex as Other.

Inferences

Satisfactory proportion of gender distribution maintained while conducting the survey.

Table 2b: Caste Category-wise Distribution of households (Ersama block)



Sr. No.	Caste Category	Total	%
1.	General (GEN)	995	41.20
2.	Scheduled Caste (SC)	181	7.49
3.	SEBC	815	33.75
4.	Scheduled Tribe (ST)	401	16.60
5.	Not Available	23	0.95
	Total	2415	100.00

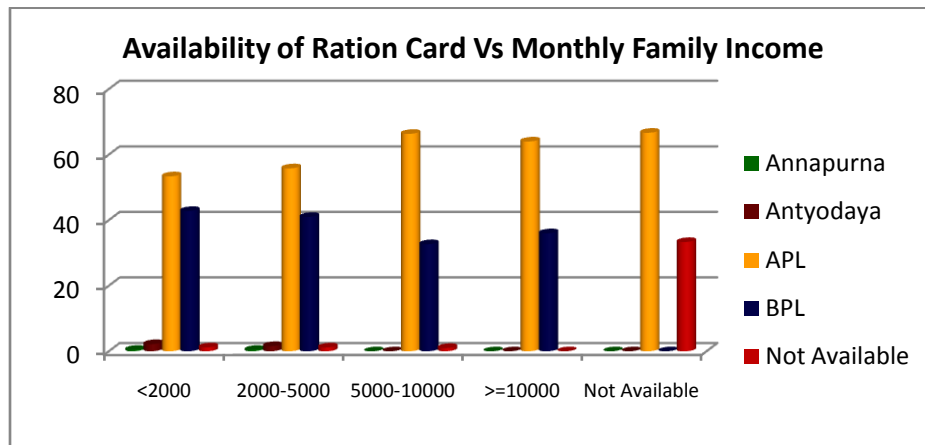
Findings

Majority (41.20%) of the households fall in the General category followed by SEBC (33.75%) category. 16.60% families belong to the scheduled tribe population.

Inferences

Table reveals that even though general category population is high the tribal and backward class constitute 57.85% which is very high.

Table 3b: Availability of Ration Cards and Monthly Family Income (Ersama block)



Ration Card Type	Monthly Family Income (in ₹)					Total
	<2000	2000-5000	5000-10000	>=10000	Not Available	
Annapurna	7	3	0	0	0	10 (0.41)
Antyodaya	35	11	0	0	0	46 (1.90)
APL	853	384	67	16	2	1322 (54.74)
BPL	684 (67.86)	282 (27.98)	33 (3.27)	9 (0.89)	0 (0.00)	1008 (41.74)
Not available	19	8	1		1	29 (1.20)
Total	1598 (66.17)	688 (28.49)	101 (4.18)	25 (1.04)	3 (0.12)	2415 (100.00)

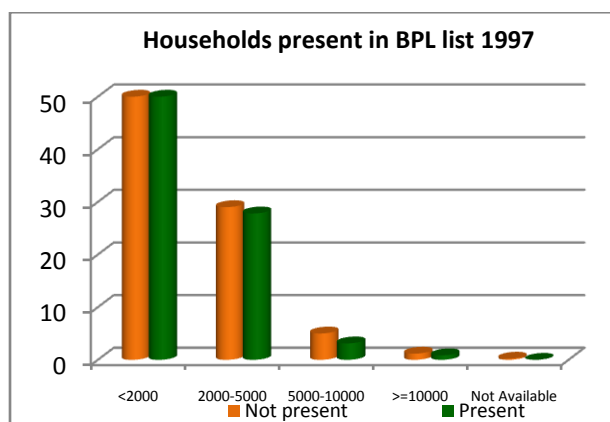
Findings

1008 households (41.74%) have BPL card with 67.86% of the total families having monthly income less than ₹ 2000/-. It's surprising to note that there are 324 families with income more than ₹ 2000/- posses BPL card.

Inferences

It is observed that 94.66% of the families have monthly income upto ₹ 5000/- **with 46.63% of the families having 5 or more than 5 members each.** For these families to meet their monthly financial requirements is a challenge.

Table4b: Monthly Family Income of Households covered in BPL 1997 list (Ersama block)



Monthly Family Income (in ₹)	Household in BPL 1997 list		
	No	Yes	Total
<2000	877 (64.58)	721 (68.21)	1598 (66.17)
2000-5000	394 (29.01)	294 (27.81)	688 (28.49)
5000-10000	68 (5.01)	33 (3.12)	101 (4.18)
>=10000	16 (1.18)	9 (0.85)	25 (1.04)
Not Available	3 (0.22)	0 (0.00)	3 (0.12)
Total	1339 (56.23)	1803 (43.77)	3142 (100.00)

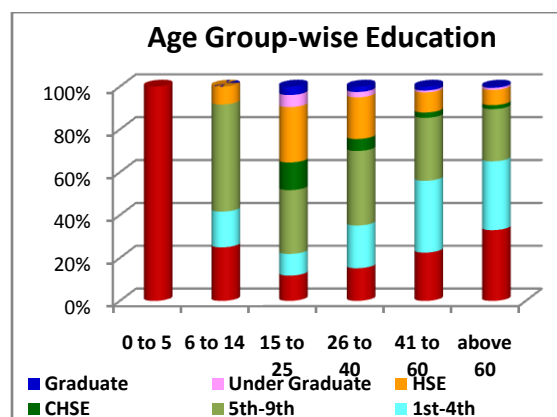
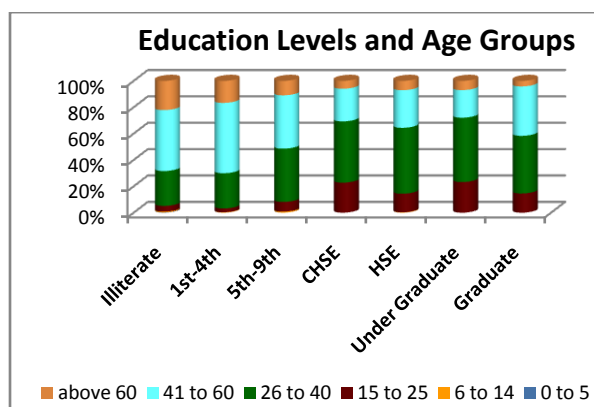
Findings

There are 877 households with family income below ₹ 2000/- and still not enlisted in the BPL 1997 list whereas 336 households having income more ₹ 5000 are covered in the list. It's equally surprising that 9 families whose monthly income is more than ₹10000 have also found place in the list.

Inferences

Based on the findings the list prepared by District Authorities would certainly require review.

Table5b: Respondents' Education and Age Group Distribution (Ersama block)



Age Group (in yrs)	Education Level								
	Illiterate	1st-4th	5th-9th	CHSE	HSC	Under Graduate	Graduate	Not Available	Grand Total
0 to 5	1 (0.20)	0 (0.00)	0 (0.00)	0 (0.00)	0 (0.00)	0 (0.00)	0 (0.00)	0 (0.00)	1 (0.04)
6 to 14	3 (0.61)	2 (0.31)	6 (0.81)	0 (0.00)	1 (0.30)	0 (0.00)	0 (0.00)	0 (0.00)	12 (0.50)
15 to 25	21 (4.25)	18 (2.83)	53 (7.12)	23 (22.12)	46 (13.69)	10 (22.22)	7 (14.00)	0 (0.00)	178 (7.37)
26 to 40	128 (25.91)	167 (26.22)	292 (39.25)	47 (45.19)	163 (48.51)	21 (46.67)	21 (42.00)	1 (20.00)	840 (34.78)
41 to 60	224 (45.34)	333 (52.28)	292 (39.25)	25 (24.04)	93 (27.68)	9 (20.00)	18 (36.00)	4 (80.00)	998 (41.33)
above 60	107 (21.66)	104 (16.33)	79 (10.62)	6 (5.77)	23 (6.85)	3 (6.67)	2 (4.00)	0 (0.00)	324 (13.42)
Not available	10 (2.02)	13 (2.04)	22 (2.96)	3 (2.88)	10 (2.98)	2 (4.44)	2 (4.00)	0 (0.00)	62 (2.57)
Total	494 (20.46)	637 (26.38)	744 (30.81)	104 (4.31)	336 (13.91)	45 (1.86)	50 (2.07)	5 (0.21)	2415 (100.00)
15 to 60	373 (75.51)	518 (81.32)	637 (85.62)	95 (91.35)	302 (89.88)	40 (88.89)	46 (92.00)	5 (100.00)	2016 (83.48)

Findings

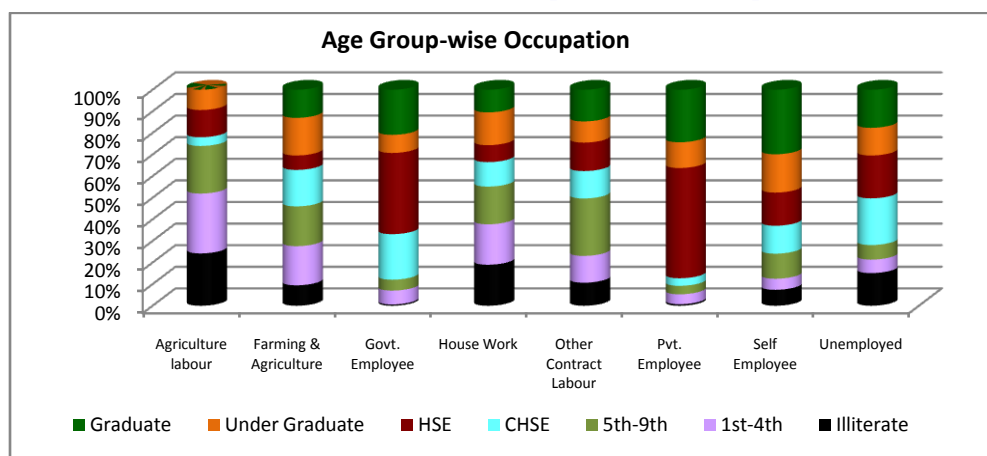
494 (20.46%) respondents are found to be illiterate and among the literates, 1381 (57.18%) had education below 10th standard. 17.85% respondents (431) possess educational qualification above 10th standard. 1 respondent is found in the age group 0 to 5 yrs and 12 respondents in the age group 6 to 14yrs.

Working age group (15-60 years) comprises 83.48% of the total respondents which includes 88.89 (40) of the total under graduates and 92% (46) of the graduates. 75.51% (373) of the total illiterates are from the working age group. Also 83.64% (1155) of the total respondents who studied below 10th standard fall in the working age group.

Inferences

13 respondents are found in the age group below 14 years which needs to be revalidated. Table reveals that 75.51% of the illiterates fall in the working age group. Table above depicts that only 50 respondents (2.07%) are Graduate. Out of these 50, 46 respondents belong to the working age-group i.e. 2.07% of the total 2415 respondents possess higher educational qualification i.e Graduation.

Table6b: Education level-wise Occupation of Respondent's (Ersama block)



Occupation Category	Education Levels								Grand Total
	Illiterate	1st-4th	5th-9th	CHSE	HSC	Under Graduate	Graduate	Not Available	
Agriculture labour	57	84	78	2	15	0	3	0	239 (9.90)
Farming & Agriculture	56	138	164	21	70	7	4	2	462 (19.13)
Govt. Employee	1	13	12	7	9	3	6	1	52 (2.15)
House Work	239	304	331	30	130	12	10	0	1056 (43.73)
Other Contract Labour	8	12	30	2	5	1	1	0	59 (2.44)
Pvt. Employee	1	8	8	1	11	3	7	0	39 (1.61)
Self Employee	19	17	45	7	31	7	4	0	130 (5.38)
Unemployed	113	60	76	34	65	12	15	0	375 (15.53)
Not Available	0	1	0	0	0	0	0	2	3 (0.12)
Grand Total	494	637	744	104	336	45	50	5	3142

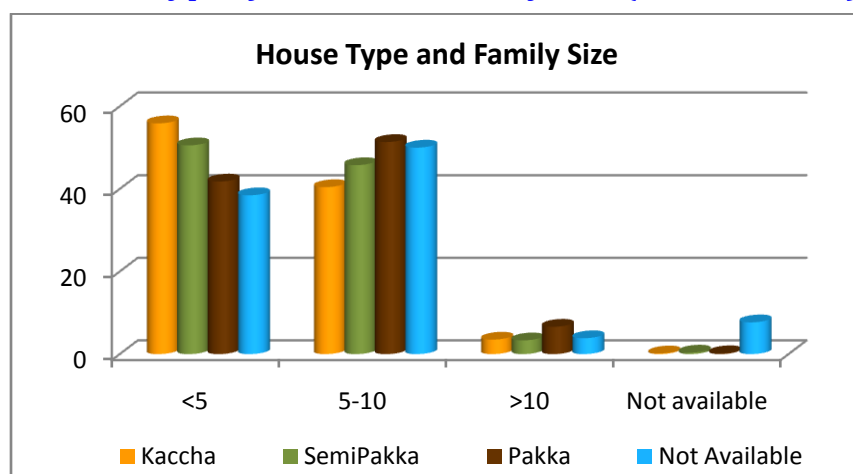
Findings

The above table reveals that only 15.53% of the respondents are unemployed. Out of the remaining engaged in some or the other occupation, House work is the major occupation (43.73%) of the respondents followed by Farming & Agriculture (19.13%) and Agriculture Labour (9.90%) being the 3rd highest. 130 respondents (5.38%) are Self Employed and 59 (2.44%) are other contract labourers. Only 52 (2.15%) respondents are possessing government jobs. On an average education level of 92.47% of the respondents working as agriculture labourers are studied upto 12th standard or below (inclusive of illiterates). 4 graduate and 7 under graduate respondents are farmer.

Inferences

It is inferred that out of the total 50 Graduates, 10 of them are either self employed or in government jobs.

Table7b: Type of House and Family Size (Ersama block)



No. of family members	Type of House				
	Kaccha	Semi Pakka	Pakka	Not Available	Total
<5	669 (55.89)	137 (50.55)	385 (41.80)	10 (38.46)	1201 (49.73)
5-10	484 (40.43)	124 (45.76)	473 (51.36)	13 (50.00)	1094 (45.30)
>10	42 (3.51)	9 (3.32)	61 (6.62)	1 (3.85)	113 (4.68)
Not Available	2 (0.17)	1 (0.37)	2 (0.22)	2 (7.69)	7 (0.29)
Total	1197 (49.57)	271 (11.22)	921 (38.14)	26 (1.08)	2415 (100.00)

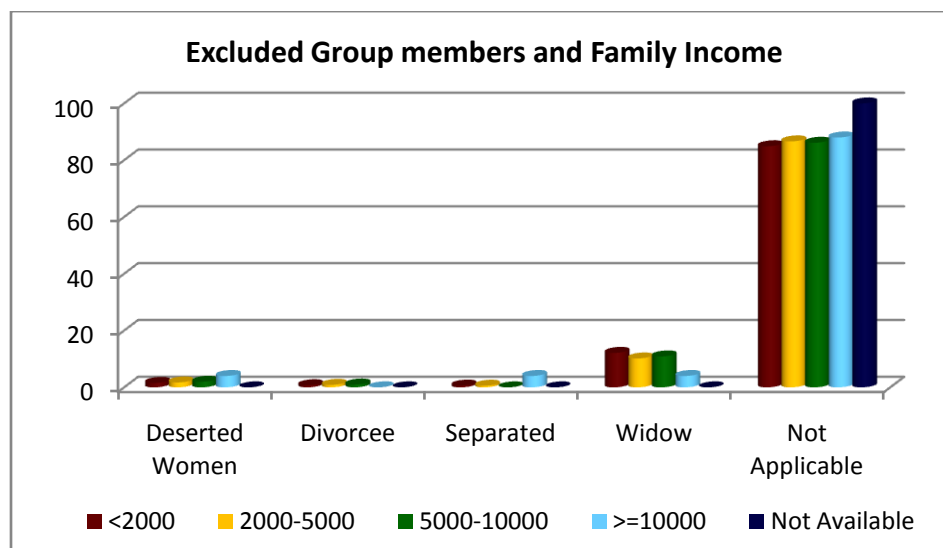
Findings

While it's noteworthy that 49.73% of the households have family size less than 5 members, there are 1094 (45.30%) families with 5 to 10 members. Out of these 1094 families, only 473 families (43.24%) live in Pakka house whereas 621 families (56.76%) have house type either kaccha or semi pakka. It is pleasing to note that 70 families (61.95%) with members more than 10 live in Semi Pakka or Pakka house. Out of the total 2415 households, 1468 (60.79%) families live in either kaccha or semi pakka house. Only 921 (38.14%) families have Pakka house.

Inferences

Majority of the families (60.79%) families reside in Kaccha or Semi-Pakka house.

Table8b: Excluded Group and Monthly Family Income (Ersama block)



Excluded Group	Monthly Family Income (in ₹)					Total
	<2000	2000-5000	5000-10000	>=10000	Not Available	
Deserted Women	25 (62.50)	12 (30.00)	2 (5.00)	1 (2.50)	0 (0.00)	40 (1.66)
Divorcee	12 (63.16)	6 (31.58)	1 (5.26)	0 (0.00)	0 (0.00)	19 (0.79)
Separated	10 (66.67)	4 (26.67)	0 (0.00)	1 (6.67)	0 (0.00)	15 (0.62)
Widow	194 (70.29)	70 (25.36)	11 (3.99)	1 (0.36)	0 (0.00)	276 (11.43)
Not Applicable	1357 (65.71)	596 (28.86)	87 (4.21)	22 (1.07)	3 (0.15)	2065 (85.51)
Total	1598 (66.17)	688 (28.49)	101 (4.18)	25 (1.04)	3 (0.12)	2415 (100.00)

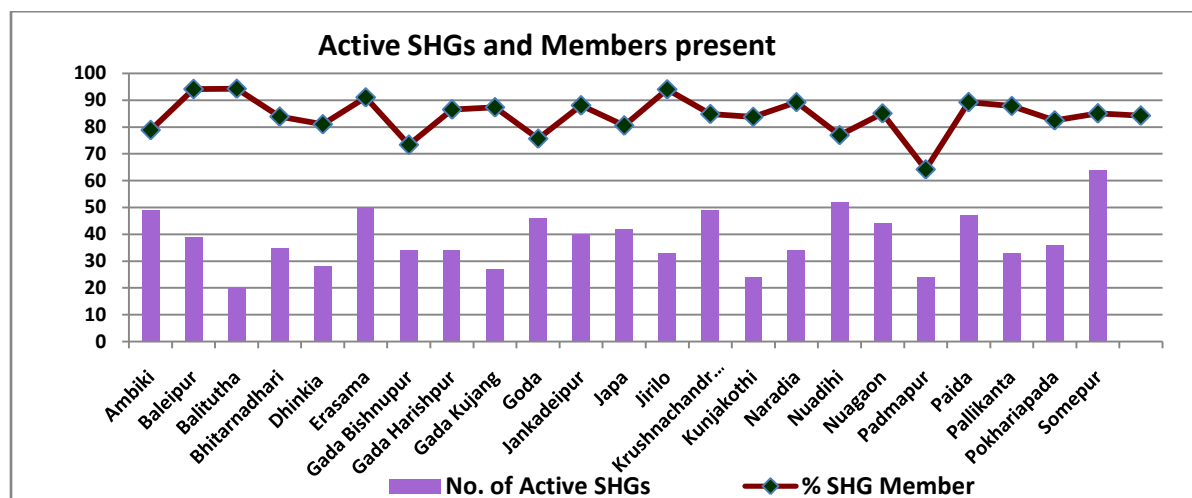
Findings

There are 276 (11.46%) widows in the 2415 families surveyed. Though the percentage of deserted women, divorcee and separated women found is small, their presence has been figured out through the survey. Also it is noted that majority of the widows (94.58%) belong to the families with monthly income upto ₹ 5000/-.

Inferences

While 12 families (4.35%) having a widow in their family belong to the income category ₹ 5000/- to 10000/-, there 333 families (13.79%) with excluded group member whose monthly family income is upto ₹ 5000/-.

Table9b: SHG status (Ersama block)



Sr. No.	Panchayat	No. of active SHGs	Minimum No. of SHG member per Panchayat				Non SHG member	% SHG member
			F	M	O	T		
1.	Ambiki	49	46	46	1	93	25	78.81
2.	Baleipur	39	67	28		95	6	94.06
3.	Balitutha	20	27	22		49	3	94.23
4.	Bhitarnadhari	35	27	51		78	15	83.87
5.	Dhinkia	28	21	26		47	11	81.03
6.	Erasama	50	92	50		142	14	91.03
7.	Gada Bishnupur	34	44	22		66	24	73.33
8.	Gada Harishpur	34	39	44		83	13	86.46
9.	Gada Kujang	27	20	28		48	7	87.27
10.	Goda	46	56	59		115	37	75.66
11.	Jankadeipur	40	63	25		88	12	88.00
12.	Japa	42	45	54		99	24	80.49
13.	Jirilo	33	76	34		110	7	94.02
14.	Krushnachandrapur	49	68	77		145	26	84.80
15.	Kunjakothi	24	20	16		36	7	83.72

16.	Naradia	34	44	14		58	7	89.23
17.	Nuadihi	52	60	57		117	35	76.97
18.	Nuagaon	44	45	29		74	13	85.06
19.	Padmapur	24	25	18		43	24	64.18
20.	Paida	47	73	59		132	16	89.19
21.	Pallikanta	33	43	36		79	11	87.78
22.	Pokhariapada	36	53	41		94	20	82.46
23.	Somepur	64	94	48		142	25	85.03
	Total	596	1148	884	1	2033	382	84.18

Findings

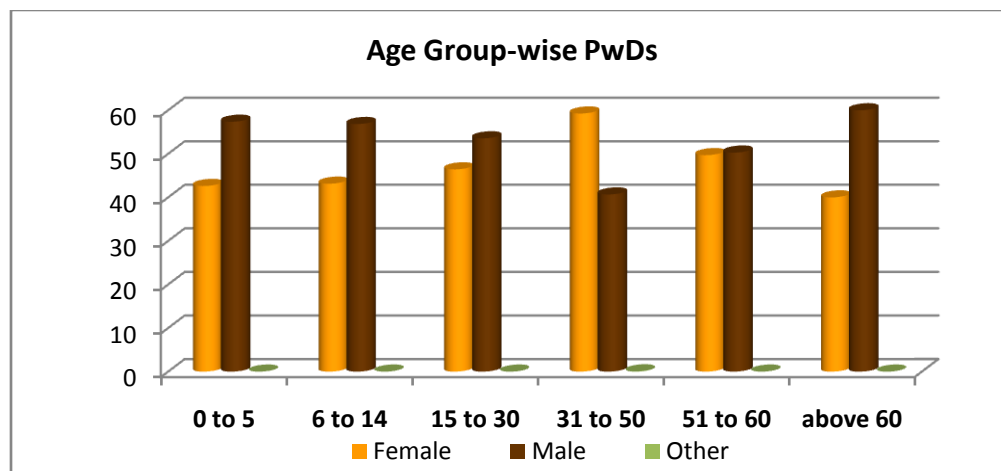
There are 596 SHGs active and more or less uniformly distributed over 23 Panchayats.

Inferences

There are 26 families who have not mentioned the SHG name. 84.18% (2033) of the families have joined some or the other SHG which means only 382 families i.e. 15.82% are yet to be brought under SHG fold.

Disability Tables – Chilika Block

Table10a: Age Group-wise Gender Distribution of the PwDs (Chilika Block)



Sr. No.	Age Group	Gender			
		F	M	Other	Total
1.	0 to 5	26	35	0	61 (1.61)
2.	6 to 14	189	249	0	438 (11.58)
3.	15 to 30	326	376	0	702 (18.56)
4.	31 to 50	928	637	1	1566 (41.40)
5.	51 to 60	336	340	0	676 (17.87)
6.	above 60	130	195	0	325 (8.59)
7.	not available	7	8	0	15 (0.40)
	Total	1942	1840	1	3783
8.	15 to 60	1590 (54.01)	1353 (45.96)	1 (0.03)	2944 (100.00)

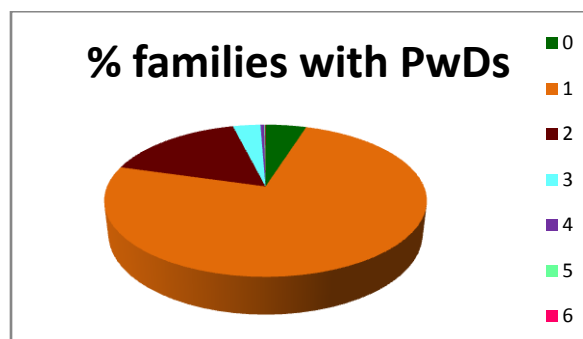
Findings

Total 3783 PwDs were enumerated in the survey conducted in 14 Panchayats covering 3142 households. Although majority i.e. **77.83% of PwDs (2944) belong to the working age group 15 to 60 years**, it is equally important to note that there are 61 PwDs (1.61%) in the 0 to 5 age group and 438 PwDs (11.58%) in the 6 to 14 yrs.

Inferences

Table above reveals there are 438 PwDs (11.58%) are yearning for education facility and **2944 PwDs (77.83%)** in search of livelihood.

Table11a: Frequency count of families with PwDs (Chilika Block)



Sr. No.	No. of PwDs in a family	No. of families	Percentage
1.	0	154	4.90
2.	1	2342	74.54
3.	2	523	16.65
4.	3	104	3.31
5.	4	14	0.45
6.	5	3	0.10
7.	6	2	0.06
Total		3142	100.00

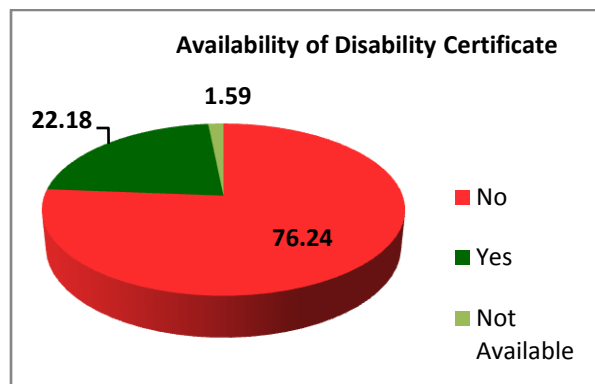
Findings

From the data above it is alarming to note that as high as 95.1% (2988) of households reported having disabled member in the family. Out of these 2988, 2342 families (74.54%) have reported having only one PwD whereas there are 523 families with 2 PwDs and 104 families having 3 PwDs in their family. 14 families are found with 4 PwD members in their family and there are 3 families with 5 PwDs each. Also 2 families are found with 6 PwDs in their family.

Inferences

74.54% of the households have reported having PwD member in the family and 20.56% of the families have more than 1 PwD. The vulnerability due to poverty as well as having a disabled member in the family brings the entire block in an alarming human development index.

Table12a: Availability of Disability Certificate (Chilika Block)



Disability Certificate	Female	Male	Not Available	Total
No	1570 (80.84)	1313 (71.36)	1 (100.00)	2884 (76.24)
Yes	340 (17.51)	499 (27.12)	0 (0.00)	839 (22.18)
Not Available	32 (1.65)	28 (1.52)	0 (0.00)	60 (1.59)
Total	1942	1840	1	3783

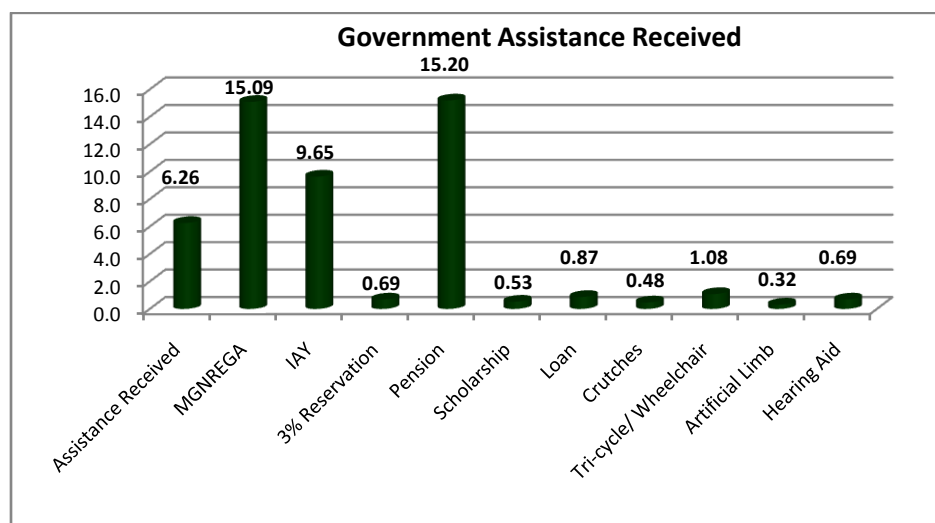
Findings

Out of the total 3783 PwDs, only 839 (22.18%) of them have the disability certificate.

Inferences

Only 22.18% of PwDs have disability certificate which shows the gap between viz PwD and government services. Further there is a gender gap of approximately 11% between male and female regarding distribution of disability certificate.

Table13a: Government assistance received (Chilika Block)



Sr. No.	Assistance Type	Female	Male	Total
1.	Assistance Received	112	125	237 (6.26)
2.	MGNREGA	256	315	571 (15.09)
3.	IAY	188	177	365 (9.65)
4.	3% Reservation	12	14	26 (0.69)
5.	Pension	242	333	575 (15.20)
6.	Scholarship	7	13	20 (0.53)
7.	Loan	19	14	33 (0.87)
8.	Crutches	3	15	18 (0.48)
9.	Tri-cycle/ Wheelchair	10	31	41 (1.08)
10.	Artificial Limb	3	9	12 (0.32)
11.	Hearing Aid	8	18	26 (0.69)

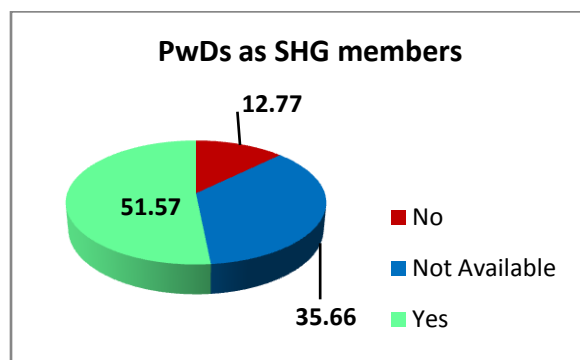
Findings

Only 237 PwDs (6.26%) mentioned that they had received the government assistance. 3699 PwDs (97.78%) clearly mentioned that they had not received any assistance from the government and 58 PwDs remained silent.

Inferences

From the above figure it is found that 237 PwDs have stated that they have received assistance from the government. However, when asked individually regarding types of assistance it is noted that 575 PwDs were benefited under Pension scheme, 571 PwDs were covered under MGNREGA and 365 PwDs under IAY. While analyzing the details of 839 PwDs who have certificate, 116 of them have reported being benefited from government services. The figure in excess in Pension, MGNREGA and IAY go to suggest that these families may have benefited under the general category and not specific to disability.

Table14a: PwDs as DPG members (Chilika Block)



SHG member	Sex			Total
	Female	Male	Other	
No	161	322	0	483 (12.77)
Not Available	492	857	0	1349 (35.66)
Yes	1289	661	1	1951 (51.57)
Total	1942	1840	1	3783

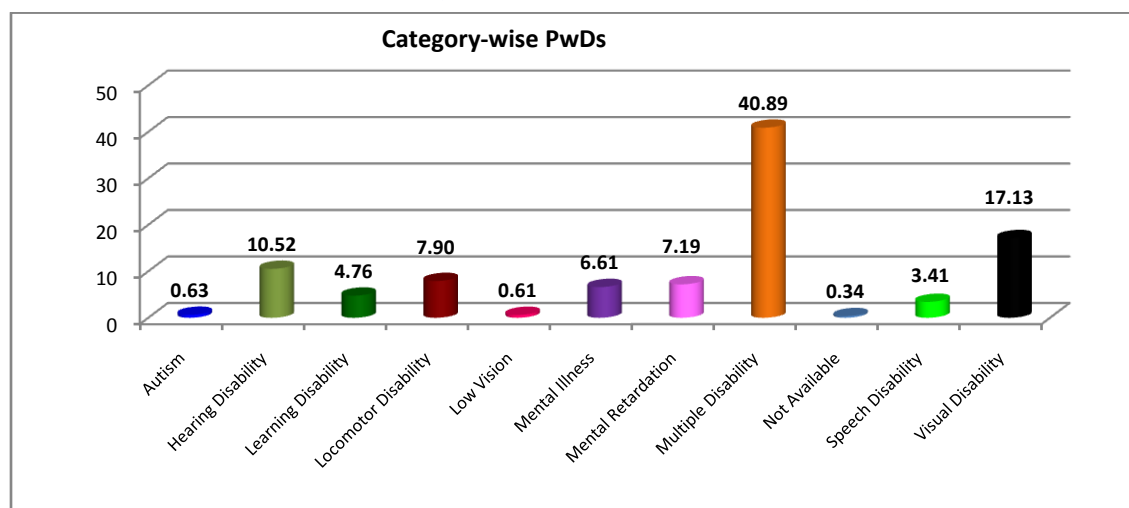
Findings

The table above depicts that 1951 PwDs (51.57%) are members of some or the other DPG with higher number of females (66.07%) being DPG members than male (33.88%).

Inferences

It was very heartening to know that above 50% of the total PwDs enumerated are DPG members. Such DPGs set examples of Inclusion of PwDs in not only microfinance but other social sector as well. % of data unavailability regarding DPG member status is high. If this data is known it would either increase the percentage of DPG members or increase the number of PwDs to be brought under DPG fold.

Table15a: Gender-wise categorized PwDs (Chilika block)



Sr. No.	Disability Category	Gender			
		F	M	O	Total
1.	Autism	13	11	0	24 (0.63)
2.	Hearing Disability	213	184	1	398 (10.52)
3.	Learning Disability	81	99	0	180 (4.76)
4.	Locomotor Disability	156	143	0	299 (7.90)
5.	Low Vision	11	12	0	23 (0.61)
6.	Mental Illness	124	126	0	250 (6.61)
7.	Mental Retardation	138	134	0	272 (7.19)
8.	Multiple Disability	734	813	0	1547 (40.89)
9.	Not Available	5	8	0	13 (0.34)
10.	Speech Disability	51	78	0	129 (3.41)
11.	Visual Disability	416	232	0	648 (17.13)
	Grand Total	1942	1840	1	3783

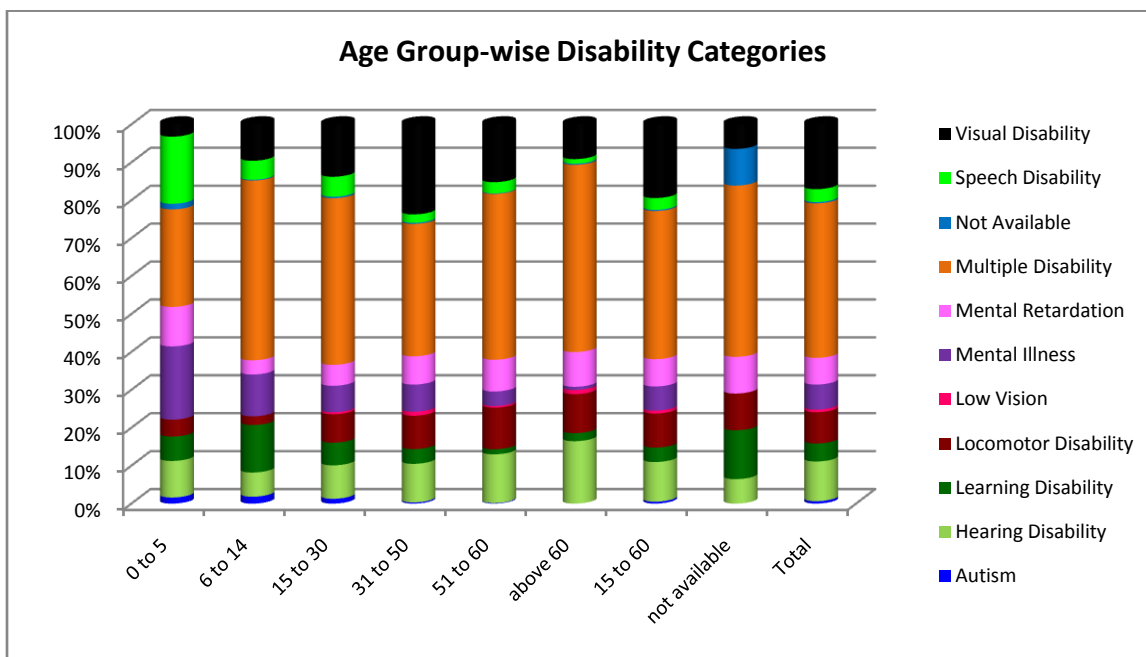
Findings

The population of multiple disability is highest (40.89%) followed by Visual with 17.13% and Hearing Disability with 10.52%. A point is to be noted that together the figure of multiple disability and Visual constitutes more than 50% of the total disabled population. It is observed that 7.90% PwDs are Locomotor and 7.19% PwDs have Mental Retardation. 24 autistic people are found in the block. Also 250 PwDs (6.61%) with mental illness and 180 PwDs (4.76%) with learning disability are observed.

Inferences

The respondents were asked various questions related to functional difficulties faced by them or their family members. These responses were then labeled specific disability category (as these difficulties were the symptoms of that specific category) and then disability category-wise totals were computed. The functional assessment will further clarify the extent of difficulties and potential for residual use, factor most important for livelihoods planning.

Table16a: Age Group-wise categorized PwDs (Chilika block)



Disability Category	Age Groups (in yrs)								Total
	0 - 5	6 - 14	15 - 30	31 - 50	51 - 60	above 60	15 - 60	not available	
Autism	1	8	9	5	1	0	15	0	24
Hearing Disability	6	28	62	160	87	54	309	1	398
Learning Disability	4	55	42	61	9	7	112	2	180
Locomotor	3	10	52	131	71	31	254	1	299
Low Vision	0	0	2	14	3	4	19	0	23
Mental Illness	12	47	49	114	25	3	188	0	250
Mental Retardation	5	17	40	119	60	29	219	2	272
Multiple Disability	16	208	309	549	296	162	1154	7	1547
Not Available	1	1	3	5	1	1	9	1	13
Speech Disability	11	22	37	35	20	4	92	0	129
Visual Disability	2	42	97	373	103	30	573	1	648
Total	61	438	702	1566	676	325	2944	15	3783
% out of total 3783 PwDs	1.61	11.58	18.56	41.40	17.87	8.59	77.82	0.40	

Findings

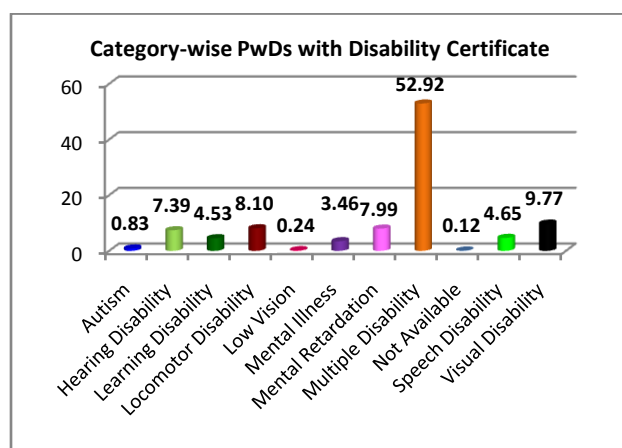
The age group 31 to 50 years have highest percentage (41.40%) of PwDs (1566) followed by 702 PwDs in the age group 15 to 30 years. 61 PwDs fall in the age group 0 to 5 years and 438 in the age group 6 to 14

i.e. total 438 PwDs are of the school going age group. While observing category-wise maximum, out of the total 24 autistic children, 9 belong to the age group 15 to 30 years and 8 belong to 6 to 14 years. Except Autism all other disability categories are observed commonly in the PwDs above 15 years of age. Speech disability is cited maximum in the age group 15 to 50 years.

Inferences

While looking at the working age group, PwDs with Multiple disability is at the highest with 39.20% (1154) followed by Visual disability as the second highest with 19.46% (573) of the total PwDs in working age group i.e. PwDs in 15 to 60 years of age. Hearing disability with 10.50% (309) stand as the third highest. With highest number of PwDs in the category of multiple disabilities, the livelihoods planning would pose a greater degree of challenge.

Table17a: Category-wise Availability of Certificates (Chilika block)



Disability Categories	Disability Certificate			
	No	Not Available	Yes	Total
Autism	16	1	7	24
Hearing Disability	329	7	62	398
Learning Disability	140	2	38	180
Locomotor	223	8	68	299
Low Vision	19	2	2	23
Mental Illness	217	4	29	250
Mental Retardation	202	3	67	272
Multiple Disability	1080	23	444	1547
Not Available	11	1	1	13
Speech Disability	87	3	39	129
Visual Disability	560	6	82	648
Grand Total	2884	60	839	3783
	(76.24)	(1.59)	(22.18)	

Findings

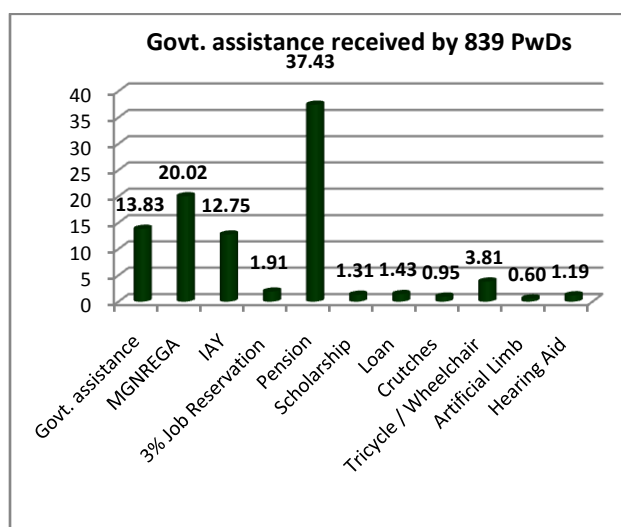
The table above describes that out of the 839 PwDs (22.18%) who have the disability certificate, 444 of them (52.92%) have multiple disability followed by 82 from Visual and 68 from Locomotor category

respectively. 67 PwDs have mental retardation and 62 of them are hearing impaired who possess disability certificate.

Inferences

Though it is observed that 7 autistic children have received disability certificate, in reality they may have been placed under the category “mental retardation” especially given the fact that diagnosing autism require greater degree of expertise which the district or block hospital seldom has such super-specializations.

Table 18a: Status of Government assistance to 839 PwDs (Chilika block)



Government Assistance / Schemes	No. of PwDs	%
Govt. assistance	116	13.83
MGNREGA	168	20.02
IAY	107	12.75
3% Job Reservation	16	1.91
Pension	314	37.43
Scholarship	11	1.31
Loan	12	1.43
Crutches	8	0.95
Tricycle / Wheelchair	32	3.81
Artificial Limb	5	0.60
Hearing Aid	10	1.19

Findings

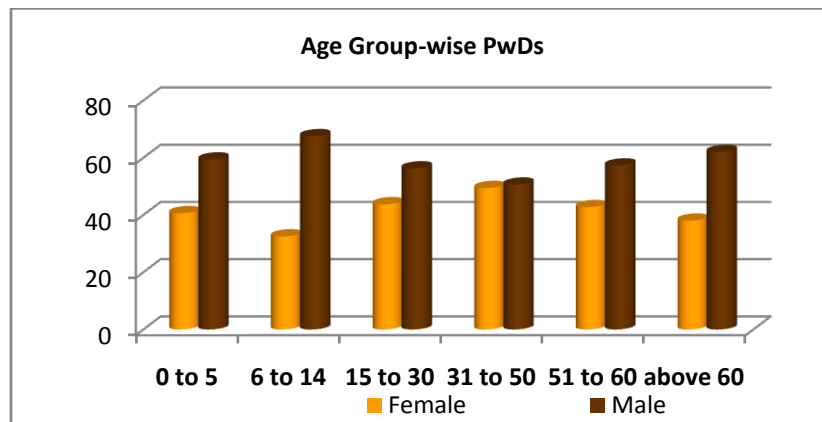
Table reveals that out of the 839 PwDs who have the disability certificate, 116 of them (13.83%) have received government assistance rest i.e. 723 PwDs remained silent to this question even though they possess disability certificate. However it's surprising to note that when questions related to benefits from specific scheme or whether received any assistive devices were asked, the responses received were higher than govt. assistance received PwDs. Kind of assistance received by PwDs include majorly Pension (314 PwDs), MGNREGA (168 PwDs) and 107 PwDs received houses under IAY. Only 16 PwDs received 3% job reservation and 11 received the scholarship. 12 PwDs had availed the Loan facility. 40 PwDs received Crutches & Tricycle/ Wheelchair and 5 received the artificial limb. Only 10 PwDs received the hearing aid as against it is observed that there are 62 PwDs with hearing disability who possess the disability certificate.

Inferences

It is seen that amongst these PwDs who have benefitted from the Govt. schemes and received some or the other assistive devices, there are only 41 PwDs who have taken multiple benefits (more than 2) in accordance with their entitlements.

Disability Tables – Ersama Block

Table10b: Age Group-wise Gender Distribution of the PwDs (Erasama Block)



Row Labels	Female	Male	Grand Total
0 to 5	26	38	64 (2.02)
6 to 14	103	214	317 (9.99)
15 to 30	321	413	734 (23.13)
31 to 50	499	511	1010 (31.82)
51 to 60	226	303	529 (16.67)
above 60	181	295	476 (15.00)
Not available	21	23	44 (1.39)
Grand Total	1376	1797	3174
15 to 60	1045 (46.02)	1227 (53.98)	2273 (71.61)

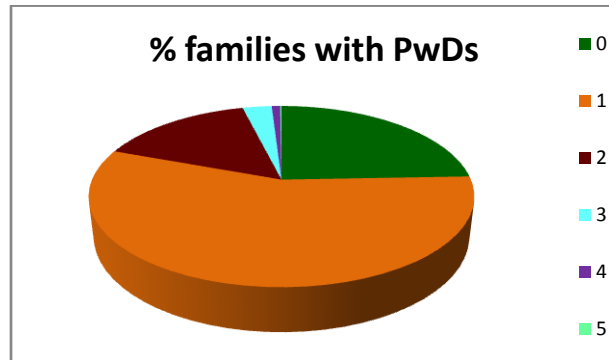
Findings

Total 3174 PwDs were enumerated in the survey conducted in 23 Panchayats covering 2415 households. Although majority i.e. **71.61% of PwDs (2273) belong to the working age group 15 to 60 years**, it is equally important to note that there are 64 PwDs (2.02%) in the 0 to 5 age group and 317 PwDs in the 6 to 14 yrs.

Inferences

Table above reveals there are 317 PwDs (9.99%) are yearning for education facility and **2273 PwDs (71.61%) in search of livelihood.**

Table11b: Frequency count of families with PwDs (Erasama Block)



No. of PwDs in a family	No. of families	Percentage
0	16	0.66
1	1783	73.83
2	492	20.37
3	93	3.85
4	27	1.12
5	4	0.17
Total	2415	100.00

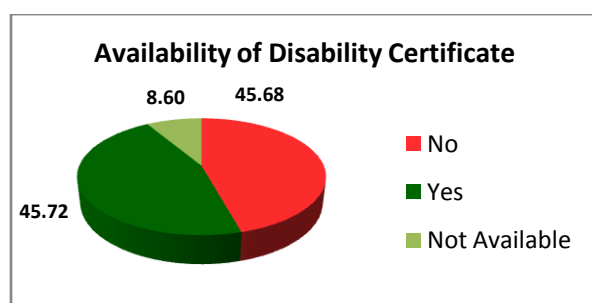
Findings

From the data above it is alarming to note that as high as 73.83% (1783) of households reported having one disabled member in the family whereas there are 492 families with 2 PwDs and 93 families having 3 PwDs in their family. Also it is noted that there are 27 families with 4 PwDs and 4 families with 5 PwDs.

Inference

It is observed that 25.51% of the families have more than 1 PwD.

Table12b: Availability of Disability Certificate (Erasama Block)



Disability Certificate	Female	Male	Total
No	650 (47.20)	800 (44.52)	1450 (45.68)
Yes	565 (41.03)	886 (49.30)	1451 (45.72)
Not Available	162 (11.76)	111 (6.18)	273 (8.60)
Total	1377	1797	3174

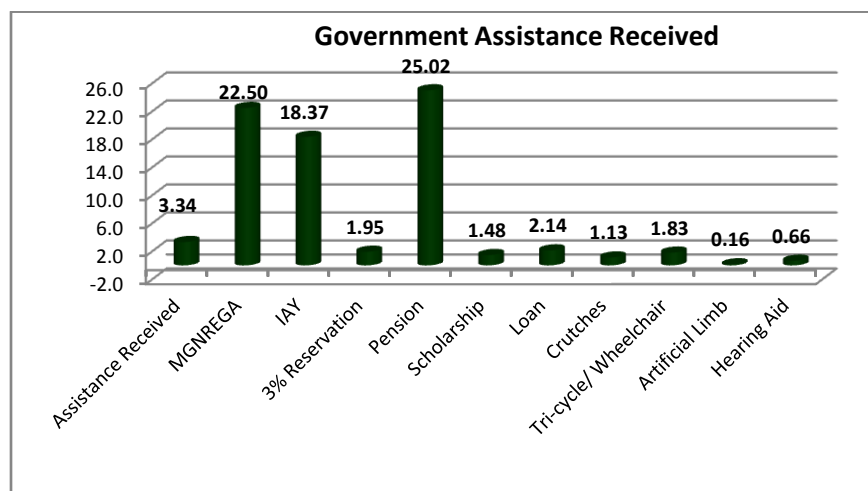
Findings

Out of the total 3174 PwDs, 1451 (45.72%) of them have the disability certificate. There exists a gender gap of 8% between male PwDs (49.30%) and WwDs (41.03%) having disability certificate.

Inferences

Only 45.72% of PwDs possess disability certificate which shows the gap between viz PwD and government services.

Table13b: Government assistance received (Erasama Block)



Sr. No.	Assistance Type	Female	Male	Total
12.	Assistance Received	43	63	106 (3.34)
13.	MGNREGA	247	467	714 (22.50)
14.	IAY	210	373	583 (18.37)
15.	3% Reservation	22	40	62 (1.95)
16.	Pension	315	479	794 (25.02)
17.	Scholarship	18	29	47 (1.48)
18.	Loan	44	24	68 (2.14)
19.	Crutches	13	23	36 (1.13)
20.	Tri-cycle/ Wheelchair	19	39	58 (1.83)
21.	Artificial Limb	1	4	5 (0.16)
22.	Hearing Aid	12	9	21 (0.66)

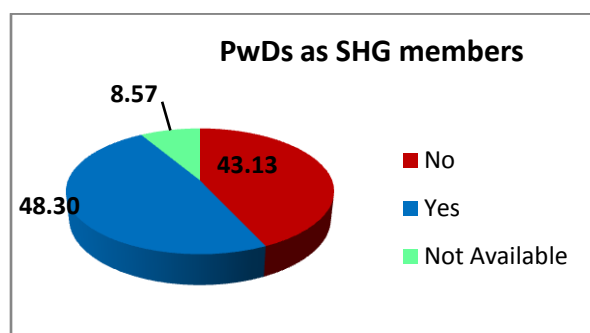
Findings

Only 106 PwDs (3.34%) mentioned that they had received the government assistance. 2797 PwDs (88.12%) clearly mentioned that they had not received any assistance from the government and 271 PwDs remained silent.

Inferences

Only 106 PwDs mentioned that they had received assistance out of the 1451 PwDs with disability certificate. However, out of the 1451 PwDs, 714 PwDs (49.21%) have been covered under MGNREGA and 583 PwDs (40.18%) have been covered under IAY.

Table14b: PwDs as DPG members (Erasama Block)



DPG member	Sex		Total
	Female	Male	
No	469	900	1369 (43.13)
Yes	749	784	1533 (48.30)
Not Available	159	113	272 (8.57)
Total	1377	1797	3174

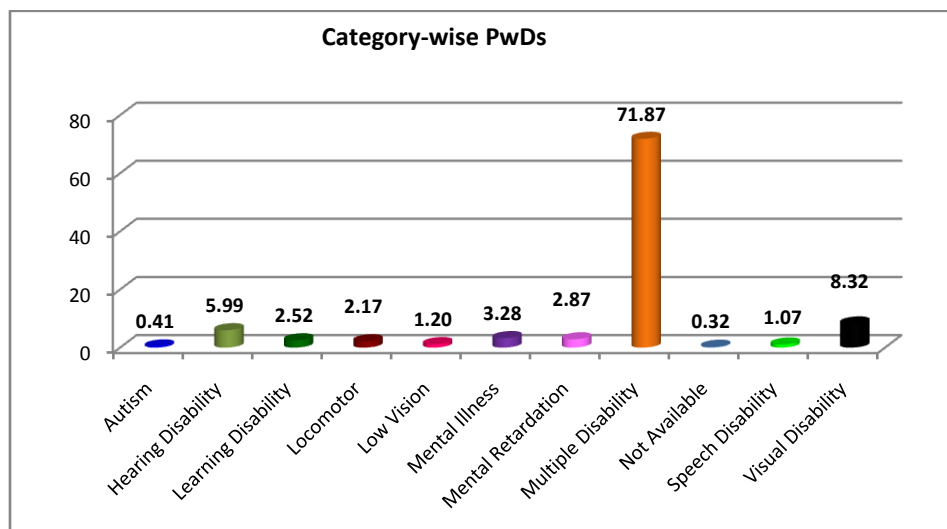
Findings

The table above depicts that 1533 PwDs (48.30%) are members of some or the other DPG with higher number of male being DPG members than female.

Inferences

It is remarkable to note that about 50% of the total PwDs enumerated are DPG members. Such DPGs are set examples of Inclusion of PwDs in not only microfinance but other social sector as well.

Table15b: Gender-wise categorized PwDs (Erasama block)



Sr. No.	Disability Category	Gender		
		F	M	Total
12.	Autism	7	6	13 (0.41)
13.	Hearing Disability	95	95	190 (5.99)
14.	Learning Disability	41	39	80 (2.52)
15.	Locomotor	33	36	69 (2.17)
16.	Low Vision	19	19	38 (1.20)
17.	Mental Illness	59	45	104 (3.28)
18.	Mental Retardation	39	52	91 (2.87)
19.	Multiple Disability	937	1344	2281 (71.87)
20.	Not Available	4	6	10 (0.32)
21.	Speech Disability	11	23	34 (1.07)
22.	Visual Disability	132	132	264 (8.32)
	Grand Total	1377	1797	3174

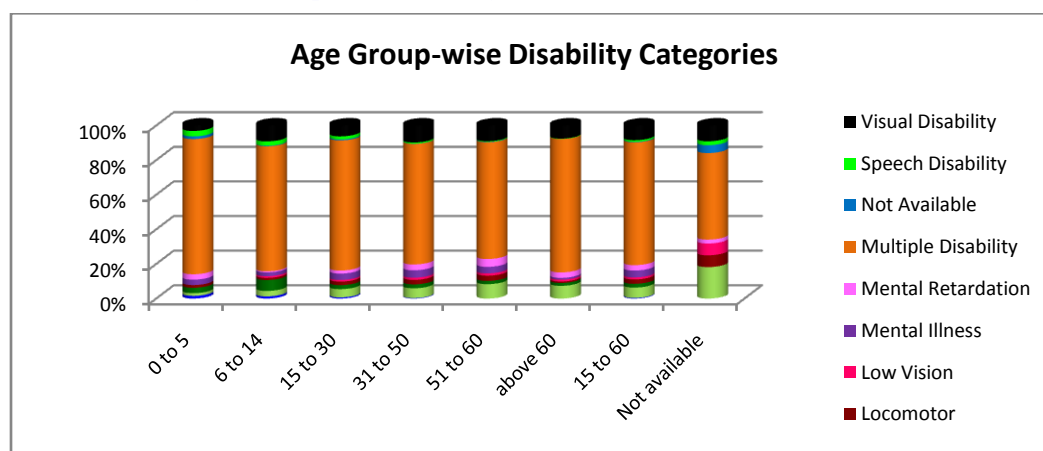
Findings

The population of multiple disability is highest (71.87%) followed by Visual with 8.32% and Hearing Disability with 5.99%. It is observed that 3.28% PwDs have mental illness and 2.87% PwDs have Mental Retardation. 13 autistic people are found in the block. Also 80 PwDs (2.52%) have learning disability and 69 PwDs (2.17%) with locomotor disability are observed.

Inferences

The respondents were asked various questions related to functional difficulties faced by them or their family members. These responses were then labeled specific disability category (as these difficulties were the symptoms of that specific category) and then disability category-wise totals were computed. The functional assessment will further clarify the extent of difficulties and potential for residual use, factor most important for livelihoods planning.

Table16b: Age Group-wise categorized PwDs (Erasama block)



Disability Category	Age Groups (in yrs)								Total
	0 - 5	6 - 14	15 - 30	31 - 50	51 - 60	above 60	15 - 60	not available	
Autism	1	4	5	3	0	0	8	0	13
Hearing Disability	1	10	35	57	44	35	136	8	190
Learning Disability	2	20	17	23	10	8	50	0	80
Locomotor	1	4	15	26	16	4	57	3	69
Low Vision	0	3	7	13	7	5	27	3	38
Mental Illness	2	7	27	43	20	5	90	0	104
Mental Retardation	2	2	13	34	24	15	71	1	91
Multiple Disability	50	229	552	704	357	367	1613	22	2281
Not Available	1	1	4	1	1	0	6	2	10
Speech Disability	2	8	13	7	2	1	22	1	34
Visual Disability	2	29	46	99	48	36	193	4	264
Total	64	317	734	1010	529	476	2273	44	3174
% out of total 3174 PwDs	2.02	9.99	23.13	31.82	16.67	15.00	71.61	1.39	

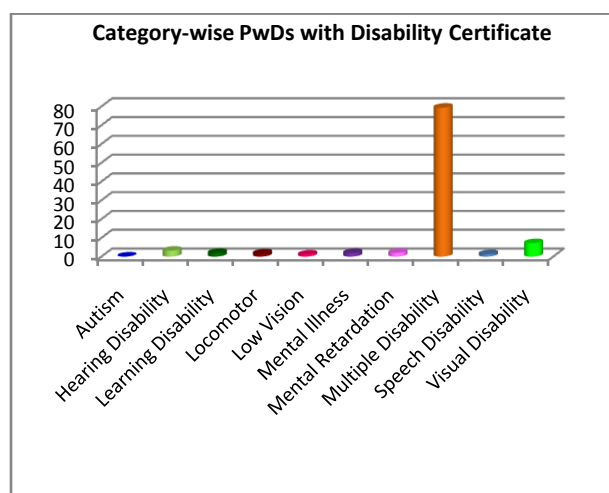
Findings

The age group 31 to 50 years have highest percentage (31.13%) of PwDs (1010) followed by 734 PwDs in the age group 15 to 30 years. 64 PwDs fall in the age group 0 to 5 years and 317 in the age group 6 to 14 i.e. total 381 PwDs are of the school going age group. While observing category-wise maximum, out of the total 13 autistic children, 5 belong to the age group 15 to 30 years and 4 belong to 6 to 14 years.

Inferences

While looking at the working age group, PwDs with Multiple disability is at the highest with 70.96% (1613) followed by Visual disability as the second highest with 8.49% (193) of the total PwDs in working age group i.e. PwDs in 15 to 60 years of age. Hearing disability with 5.98% (136) stand as the third highest. With highest number of PwDs in the category of multiple disabilities, the livelihoods planning would pose a greater degree of challenge.

Table17b: Category-wise Availability of Certificates (Erasama block)



Disability Categories	Disability Certificate			
	No	Not Available	Yes	Total
Autism	10	2	1	13
Hearing Disability	111	33	46	190
Learning Disability	33	19	28	80
Locomotor Disability	32	13	24	69
Low Vision	16	6	16	38
Mental Illness	57	19	28	104
Mental Retardation	55	6	30	91
Multiple Disability	1032	98	1151	2281
Not Available	2	4	4	10
Speech Disability	11	4	19	34
Visual Disability	91	69	104	264
Grand Total	1450	273	1451	3174

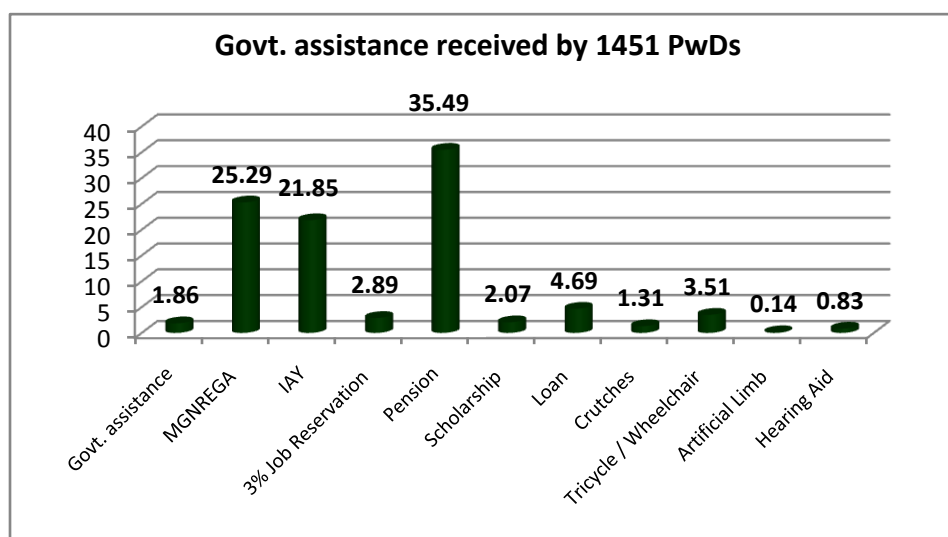
Findings

The table above describes that out of the 1451 PwDs (45.72%) who have the disability certificate, 1151 of them (79.32%) have multiple disability followed by 104 from Visual and 46 from Hearing category respectively. 30 PwDs have mental retardation and 28 of them have mental illness who possess disability certificate.

Inferences

Though it is observed that 1 autistic children has received disability certificate, in reality he may have been placed under the category “mental retardation” especially given the fact that diagnosing autism require greater degree of expertise which the district or block hospital seldom has such super-specializations.

Table18b: Status of Government assistance to 1451 PwDs (Erasama block)



Government Assistance / Schemes	No. of PwDs	%
Govt. assistance	27	1.86
MGNREGA	367	25.29
IAY	317	21.85
3% Job Reservation	42	2.89
Pension	515	35.49
Scholarship	30	2.07
Loan	68	4.69
Crutches	19	1.31
Tricycle / Wheelchair	51	3.51
Artificial Limb	2	0.14
Hearing Aid	12	0.83

Findings

Table reveals that out of the 1451 PwDs who have the disability certificate, only 27 of them (1.86%) have received government assistance rest i.e. 1424 PwDs remained silent to this question even though they

posses disability certificate. However it's surprising to note that when questions related to benefits from specific scheme or whether received any assistive devices were asked, the responses received were higher than govt. assistance received PwDs. Kind of assistance received by PwDs include majorly Pension (515 PwDs), MGNREGA (367 PwDs) and 317 PwDs received houses under IAY. 42 PwDs received 3% job reservation and 30 received the scholarship. 68 PwDs had availed the Loan facility. 70 PwDs received Crutches & Tricycle/ Wheelchair and 2 received the artificial limb. Only 12 PwDs received the hearing aid as against it is observed that there are 46 PwDs with hearing disability who possess the disability certificate.

Inferences

It is seen that amongst these PwDs who have benefitted from the Govt. schemes and received some or the other assistive devices, there are only 146 PwDs who have taken multiple benefits (more than 2) in accordance with their entitlements. However, when summing up all the benefits such as Pension, MGNREGA and IAY, the total number of beneficiary stands to 1199 PwDs have received some or other benefit with the exception that there could be some beneficiaries who have received more than one. 1631 (51.39%) PwDs have not been benefitted by single scheme as per their entitlements.

Table19: Comparative table for Chilika and Erasama blocks

Sr. No.	Details	Chilika	Erasama
1.	Households (HH)	22588 HH as per TRIPTI data 3142 HH (13.91%) were covered under detailed survey conducted using rapid survey data	25602 HH as per TRIPTI data 2415 HH (9.43%) were covered under detailed survey conducted using rapid survey data.
2.	Total identified PwDs	3783 Functional Assessment need to be done for all the above identified PwDs for the purpose of preparation of ability matrix leading to livelihoods planning.	3174
3.	PwDs in working age group	2944 PwDs (77.82%)	2273 PwDs (71.61%)
4.	Households reporting no. of PwDs	1 PwD - 2342 HH (74.54%) 2 PwDs – 523 HH (16.65%) 3 PwDs – 104 HH (3.31%) 4 PwDs – 14 HH (0.45%) 5 PwDs – 3 HH (0.1%) 6 PwDs – 2 HH (0.06%)	1 PwD - 1783 HH (73.83%) 2 PwDs – 492 HH (20.37%) 3 PwDs – 93 HH (3.85%) 4 PwDs – 27 HH (1.12%) 5 PwDs – 4 HH (0.17%)
5.	Disabled Persons Group (DPG)	1951 PwDs (51.57%) out of 3783 are members of some or the other DPG with higher number of females (66.07%) being DPG members than male (33.88%). 1349 PwDs (35.66%) remain silent 483 PwDs (12.77%) needs to be brought under DPG fold.	1533 PwDs (48.30%) out of 3174 are members of some or the other DPG with higher number of male (51.14%) being DPG members than female (48.86%). 272 PwDs (8.57%) remain silent 1369 PwDs (43.13%) needs to be brought under DPG fold.
6.	Disability Certification	Out of the total 3783 PwDs, only 839 (22.18%) of them have the disability certificate. Certification of 2944 PwDs (77.82%) needs to be done. DPGs of Erasama have shown better achievement (45.72% as against 22.18% in Chilika) in acquiring disability certificate for their members.	Out of the total 3174 PwDs, 1451 (45.72%) of them have the disability certificate. Certification of 1723 PwDs (54.28%) needs to be done.
7.	Government Assistance to PwDs possessing certificate	PwDs benefited by various govt. schemes Pension - 314 PwDs (37.43%) MGNREGA – 168 PwDs (20.02%) IAY – 107 PwDs (12.75%) Multiple benefits (more than 2) – 41 PwDs (4.89%) Thus the minimum gap after acquiring certificate is 62.57% having no benefit at all.	PwDs benefited by various govt. schemes Pension - 515 PwDs (35.49%) MGNREGA – 367 PwDs (25.29%) IAY – 317 PwDs (21.85%) Multiple benefits (more than 2) – 146 PwDs (10.06%)

Annexure 1: List of SHGs in Chilika block

Sr. No.		Copy of Data Entry Format (4)	Data Entry Format (2)	Data Entry Format (2) (14)	Haripur	pm(5)	Singeswar	Total
	SHG Name							
	No. of HH	288	1678	174	275	358	369	3142
	No. of SHGs	71	321	67	93	104	123	622
1.	Adarsha				2			2
2.	Adisakti		1		1	1	1	4
3.	agni Mangala		2					2
4.	aharasuni		1					1
5.	Ahuti		8			2		10
6.	aikunja		1					1
7.	Ajana		1					1
8.	Alok		3					3
9.	Alokra Patha	4						4
10.	Amarnatha		4					4
11.	Ambika						4	4
12.	Amma bhagban				5			5
13.	Ananta Basudev		2					2
14.	anapurna radhamohan	1						1
15.	Anguti Khai				3			3
16.	Anjana		2					2
17.	Annapurna					5		5
18.	anukula Chandra		1					1
19.	Anusaya		3					3
20.	Aradhana				2			2
21.	Arati		2					2
22.	Archita		1					1
23.	Arnapurna		1					1
24.	Arnapurna achutananda	2						2
25.	Arnapurna Chandihara Dev		4					4
26.	Arnapurna Chinimayee		2					2
27.	Arnapurna Gangamata		1					1
28.	Arnapurna Kaliyani		4					4
29.	Arnapurna Maa adisakti	2						2
30.	Arnapurna Maa kalijai	6						6
31.	Arnapurna Maa Mahamayi		2					2
32.	Arnapurna Maa mangala	5						5

33.	Arnapurna Maa Sarala	2						2
34.	Arnapurna Maa Tarini	1						1
35.	Arnapurna Nursinghdev		9					9
36.	Arnapurna Omnamasibaya		2					2
37.	Arnapurna radhamohan	4						4
38.	Arnapurna Rameswardev	2						2
39.	Arnapurna Shree Jaganatha	1						1
40.	Arnapurnamaa Harachandi	1						1
41.	Asa		1					1
42.	Asara Alok	10						10
43.	Ashirbad		1		4		3	8
44.	Astabhuja						2	2
45.	Ausa		4					4
46.	Ba raghunatha		1					1
47.	Baba Adhakapali		1					1
48.	Baba akhandalamani		2					2
49.	Baba Balunkeswar		2	2				4
50.	Baba Bankanidhi		4					4
51.	Baba Chandihara Dev		1					1
52.	Baba gadiswar	2				9		11
53.	Baba Gopinath	2			3			5
54.	Baba Harihara		4					4
55.	Baba Kalijugeswar						2	2
56.	Baba lokanath		1		4	5		10
57.	Baba malajena		2					2
58.	Baba Mukteswar					1		1
59.	Baba Nrusingh						3	3
60.	Baba Pratapaswar dev		2					2
61.	Baba purnananda					1		1
62.	Baba Raghunatha Dev		3					3
63.	Baba Rameswar					4		4
64.	Baba Samukeswar			1				1
65.	Baba Sarathi					3		3
66.	Badhu SHG				2			2
67.	Baisamdevi		1					1
68.	Baishnabi Devi						1	1
69.	Baitarani		2					2
70.	Bajarangabali		6				2	8
71.	Bajarangi					1	1	2
72.	Bakiya Devi		8					8
73.	Balabhadra		1				2	3
74.	Balaram						6	6
75.	Balaram Bhirnakshyam						4	4

76.	Balunkeswar	2	15					17
77.	Balunkeswar Dev		5					5
78.	Banadurga		1		5			6
79.	Banani		8				1	9
80.	Baneswar						2	2
81.	Baneswari						2	2
82.	Barunei		1			1		2
83.	Basundhara		3					3
84.	Bataghumei		1					1
85.	Baya Thakura		1					1
86.	Bayani		1					1
87.	Bayathakura		4					4
88.	Beleswar						2	2
89.	Beleswri		1					1
90.	Bemalei	2						2
91.	Bhagabat basudev		7	1				8
92.	Bhagabat Dev			2			3	5
93.	Bhagabati			3				3
94.	Bhagat Gosain		2					2
95.	Bhagban				5			5
96.	Bhagiyasri		2					2
97.	Bharati		1					1
98.	Bhubaneswari vinnakhyama				6			6
99.	Bimala		1					1
100.	Binayak		2					2
101.	Bira Bhairab					1		1
102.	Biraja	1				1		2
103.	Birajai			1				1
104.	Birana						1	1
105.	Biswa Maa Ghumei		6					6
106.	Biswa Trahi achuta		3					3
107.	Biswakarma			3				3
108.	Boitiani		1					1
109.	Brahamani Devi		5		3			8
110.	Brundaban		1				1	2
111.	Brundaban Chandra		4	4				8
112.	Brundabati				2		1	3
113.	Budhi Maa			1			12	13
114.	Chaitaniya Dev		1					1
115.	Chanchala						1	1
116.	Chandana		1					1
117.	Chandi Devi						2	2
118.	Chandini			2				2

119.	Chandramani						3	3
120.	Chandrasekhar			2				2
121.	Chilika Rani		1					1
122.	Dadhikhai		2					2
123.	Dakhinakali		2					2
124.	Damini						6	6
125.	Devi		2					2
126.	Dhabaleswar						6	6
127.	Dhadibabana Dev					1		1
128.	Dharamapada				1			1
129.	Dharitri		12		2		1	15
130.	Dibyajanani		5					5
131.	Dibyajyoti	5	5		2		6	18
132.	Dibyasakti				4			4
133.	Dig Bijaya		1					1
134.	Digbijayi		1					1
135.	Dipanjali		4					4
136.	Diptimayee		2					2
137.	Domani		2					2
138.	Duarasuni		1					1
139.	DurgaDevi		1					1
140.	Gadhiswar Deba				4			4
141.	gajalaxmi	2						2
142.	Gamei Budhi			1				1
143.	Gamei Devi		1					1
144.	Ganesh		1					1
145.	Ganesh Dev		4					4
146.	Ganga		6					6
147.	Gangadevi			1				1
148.	Gangotri						1	1
149.	Gatiswar			1				1
150.	Gatiswar Dev		1	2				3
151.	Gauri		4					4
152.	gayatri		6		3		2	11
153.	Ghatagaon Tarini						6	6
154.	Giri Gobardhan			3				3
155.	Gitanjali		3					3
156.	Godabari	2						2
157.	Gojabayani					1	3	4
158.	Gopabandhu	4						4
159.	gopal Dev		5					5
160.	Gopinath					3		3
161.	Gopinath dev		2			3		5

162.	Goura devi SHG				1			1
163.	Grama Debati		9					9
164.	Gramiyashree		1					1
165.	Gurukulu		1					1
166.	Hanuman			1				1
167.	Harapriya		2	3				5
168.	Harihar					3		3
169.	Hiramani		2					2
170.	Jadeswari		1					1
171.	Jaga Dabayani						1	1
172.	Jaga Kalia						3	3
173.	Jagadamba						5	5
174.	Jagannath			2		2	11	15
175.	Jagannath Bhirkakshya						1	1
176.	Jaginyaseni		3					3
177.	Jagruti			2	3		1	6
178.	Jagulai		2					2
179.	Jai Bira Hanuman					4		4
180.	Jai Durga					2		2
181.	Jai Sri Ram					13		13
182.	Jaleswar						3	3
183.	Jamuna		1					1
184.	Jay Bagarangabali		2			5		7
185.	Jay Durga		2				2	4
186.	Jay Hanuman	4	9	5		2	4	24
187.	Jay Jagannath		3			5		8
188.	Jay Maa Santoshi						5	5
189.	Jay Maa Tarini			2				2
190.	Jay Mahabhir		6					6
191.	Jay Santoshi Maa						7	7
192.	Jay Santosi						3	3
193.	Jay Shree Ram	3	5					8
194.	Jay Sri Krishna					3		3
195.	Jaya Hanuman			3				3
196.	Jaya Sibaasakti						1	1
197.	JayBirHanuman					2		2
198.	Jayguru				2			2
199.	Jayjaganatha		5					5
200.	Jhadeswari		1					1
201.	Jogamaya	2						2
202.	Jotishree		2					2
203.	Jugajoti		4					4
204.	Jyoti					5		5

205.	Kaberi		3		1			4
206.	kala Kanhei	4						4
207.	Kalijai		3			1		4
208.	Kalijugeswar						5	5
209.	Kaliyani		7					7
210.	Kalyani				4			4
211.	Kamadhenu		3					3
212.	Kamaleswari		9					9
213.	Kanakadurga		4					4
214.	Kapileswar Dev			1				1
215.	Kartikeswar	2	2					4
216.	Kasibiswanatha	1						1
217.	Kasturi					2		2
218.	Khilmunda				2			2
219.	Khusi				1			1
220.	Krishna		10					10
221.	Kunjabihari		7	2			1	10
222.	Kusabhadra		2					2
223.	Kusuma						1	1
224.	Laxmi		3					3
225.	Laxmi Narayana	2	10			3		15
226.	Laxmi Narayandev		3					3
227.	Laxmi Nursingha		2			1		3
228.	Laxmi Thakurani		1					1
229.	Lingaraj	1						1
230.	Lokanatha		1					1
231.	Ma bashudha				1			1
232.	Ma Bhagbati	1						1
233.	Ma Ramachandi		1					1
234.	Maa Mangala		1					1
235.	Maa Adisakti	4	4			1	1	10
236.	Maa Ambika					9	1	10
237.	Maa ankurai	2						2
238.	Maa Ankurei	2						2
239.	Maa Annapurna		1				4	5
240.	Maa Apurna			1				1
241.	Maa Arabinda					6		6
242.	Maa Arnapura Charchika		5					5
243.	Maa B irajai		1					1
244.	Maa Babhati Mahika				1			1
245.	Maa Babhati SHG				1			1
246.	Maa bahagabti		1					1

247.	Maa Bahudi Debi			1			1
248.	Maa baisamdevi		3				3
249.	Maa Banadurga SHG				1		1
250.	Maa Barunei		3	1			4
251.	Maa Bata Ghumei		1				1
252.	Maa Bauti		3	1			4
253.	Maa Bayani		1				1
254.	Maa Beleswari		2				2
255.	Maa Bhabani		4		4	2	10
256.	Maa Bhagabari			1			1
257.	Maa Bhagabati	16	42	2	14	8	82
258.	Maa Bhairabi		10				10
259.	Maa Bhairabi Dibiyanyasa		1				1
260.	Maa Bhairavi		2				2
261.	Maa bhoiyani			1			1
262.	Maa Bhubaneswari		5				5
263.	Maa Bhudhabati		1				1
264.	Maa Bhuina		1				1
265.	Maa Bhuina Devi		6				6
266.	Maa Bhuyani		2				2
267.	Maa Bimala	3	7				10
268.	Maa bimala vinnakhyam			5			5
269.	Maa Bimalei					2	2
270.	Maa Birajai		8				8
271.	Maa birajayee			3			3
272.	Maa Brahamani Devi		12				12
273.	Maa Brahmani Devi					3	3
274.	Maa Brahmanidevi				1		1
275.	Maa Bramhani				1		1
276.	Maa Bramhani Devi			2			2
277.	Maa Brundabati		2				2
278.	Maa Budhi				2		2
279.	Maa Budhima			1		1	2
280.	Maa Budhimaa		15				15
281.	Maa Burndabati		4				4
282.	Maa Chandi Devi					1	1
283.	Maa Chandidevi		8				8
284.	Maa Charchika		5			5	10
285.	Maa Charchikai		1				1
286.	Maa Charchikayi			4			4
287.	maa dakhina kali			1			1
288.	Maa Dakhina kali			2			2
289.	Maa Dakhinakali		3				3

290.	Maa Domani	4	3					7
291.	Maa duaara basini				2			2
292.	Maa Duarasuni		4					4
293.	Maa Durga	4	9			3	3	19
294.	Maa durgadevi		4					4
295.	Maa gajalaxmi	1	2				2	5
296.	Maa Gajalaxmi SHG					1		1
297.	Maa Gamei			2				2
298.	Maa Gamei Budhhi			2				2
299.	Maa Ganga				1			1
300.	Maa Gangadevi	5						5
301.	Maa Gaurichandi						1	1
302.	Maa Gayatri		5					5
303.	Maa Ghatagaon Tarini						1	1
304.	Maa Ghumei		2					2
305.	Maa Gojabayani		4				1	5
306.	Maa Gouri						1	1
307.	Maa Gram Debati			3				3
308.	Maa Gramdevati						2	2
309.	Maa Gualasuni			1				1
310.	Maa gunduchi		1					1
311.	Maa Gurubai						1	1
312.	Maa harachandi	2						2
313.	Maa Hatiasuni			5				5
314.	Maa Hengulai		1					1
315.	Maa Hengulei		2					2
316.	Maa Ja		1					1
317.	Maa Jagatjanani		6					6
318.	Maa jagulai	2	16				3	21
319.	Maa Jhadeswar		1					1
320.	Maa Jhaleri Devi			2				2
321.	Maa Jogamai		2					2
322.	Maa Jogamaya	1	4					5
323.	Maa Kalajai				1			1
324.	Maa Kalijai	5	27	2			10	44
325.	Maa Kalimukhi		3					3
326.	Maa Kalyani			2				2
327.	Maa Khanduali						2	2
328.	Maa Kheteisuni			3				3
329.	Maa Khetrapala			1				1
330.	Maa Kshetrabasi					2		2
331.	Maa laxmi	7	2	1			5	15
332.	Maa laxmi Devi		3				4	7

333.	maa laxmi narayani		2					2
334.	Maa Laxmi Thakurani		1					1
335.	Maa Laxminarayan		3					3
336.	Maa Mahalaxmi		9	3			3	15
337.	Maa Mahalaxmi SHG					1		1
338.	Maa mahamayee	7	18	4	3		1	33
339.	Maa Mamata		9					9
340.	Maa Managala		1				2	3
341.	Maa mandiameru		6					6
342.	Maa Mangala	23	76	7	10	25	10	151
343.	Maa Mani Nageswari						2	2
344.	Maa Nagajhiri mangala	10						10
345.	maa narayani	8	11	1			1	21
346.	Maa Nari Sakti				5			5
347.	Maa Padmalaya					3		3
348.	Maa padukei		8			1	2	11
349.	Maa Pandaba Suni						2	2
350.	Maa PandabaSuni		2					2
351.	Maa Parbati		6			7		13
352.	Maa Parvati				2		2	4
353.	Maa Ramachandi		1					1
354.	Maa rameswari		3				2	5
355.	Maa Ratani					3		3
356.	Maa Ratnamala		1					1
357.	Maa ratnamani		6					6
358.	Maa Sahadachandi		5					5
359.	Maa Sandhiya		5					5
360.	Maa santoshi	11	17	2	5			35
361.	Maa Santosi					7	3	10
362.	Maa Sarala		11		2	3		16
363.	Maa Sarala Devi			1				1
364.	Maa Saraswati	2	8			1	1	12
365.	Maa sasti devi		1					1
366.	Maa Sibani			1				1
367.	Maa Sidheswari						2	2
368.	Maa Solarai			5				5
369.	Maa Solarasuni			3				3
370.	Maa subhadra		1					1
371.	Maa Syameswari		5					5
372.	Maa tarini	14	55	4	13	7	5	98
373.	Maa Tarini(A)				3			3
374.	Maa Tarini(B)				5			5
375.	Maa Teresa					3		3

376.	Maa Tulasi		1				1
377.	Maa Ugratara		10		1	3	14
378.	Maa Ugratata		1				1
379.	Maa utarayani		4		5		9
380.	Maa Utarayani(A)				1		1
381.	Maa Utarayani(B)				2		2
382.	Maa Uttarayani					1	1
383.	MaaLaxmidebi				4		4
384.	maanari sakti				1		1
385.	Maaparvati devi				1		1
386.	Madanamohan		2				2
387.	Madhabi		4				4
388.	Mahabhir	2	10				12
389.	Mahabir			2			2
390.	Mahadev		3				3
391.	Mahalaxmi		2	2			4
392.	Mahamaye				1		1
393.	Mahamayee			2		1	3
394.	Mahasakti		6				6
395.	Mahashakti				6		6
396.	Mahatma Gandhi					4	4
397.	mahaziri				1		1
398.	Mala Jena	1					1
399.	Mamali		2				2
400.	Mamata				8		8
401.	Mandagini	3					3
402.	Manibaba SHG					4	4
403.	Maruti					2	2
404.	Matrusakti					14	14
405.	Mirabai	3					3
406.	Monalisha					3	3
407.	Nabajoti		3				3
408.	Narayani		16				16
409.	Narayani Mahila				1		1
410.	Narmada		10				10
411.	Nayana Tara					3	3
412.	Nilachakara		8				8
413.	Nilamadhab	3					3
414.	Nilanchala		6				6
415.	Nirankari					4	4
416.	Nisahaya		3				3
417.	Nitiyananda		1				1
418.	Nursingha Baba		3				3

419.	Om Bhagabata		1				1
420.	Om Sairam		16				16
421.	Om Santi		6	2			8
422.	Om Saraswati		2				2
423.	om sree pataparudra deva				1		1
424.	Omm Mahila				6		6
425.	Omm sairam				3		3
426.	Omm Santi					1	1
427.	Omm Shanti				3		3
428.	Padmaja		3				3
429.	Padmalaya		2				2
430.	Palishree		3				3
431.	Pangya					1	1
432.	Parbati		3		2		5
433.	Parijat		2				2
434.	Parthana					1	1
435.	Patitapaban		4				4
436.	Patitapabana			1			1
437.	Pavitra				5		5
438.	Payal					1	1
439.	Phulachandan		4				4
440.	Phulaswari		1				1
441.	Phuleswari		1				1
442.	Pooja				2		2
443.	Prabhusaha		6				6
444.	prachi mahila				2		2
445.	Pragyan					1	1
446.	Priyanka				1		1
447.	Pruthiraj					1	1
448.	Puja		8				8
449.	Purnabasi		1				1
450.	Puspanjali		7			1	8
451.	Rachana		2				2
452.	Radha krushna				4		4
453.	Radha Madhav					1	1
454.	Radhagobinda					1	1
455.	Radhakant					4	4
456.	radhakanta	1					1
457.	Radhamadhab		7			8	15
458.	Radhamadhav					1	1
459.	Radhamohan		1	1			2
460.	Radharani					1	1
461.	Raghunath						4

462.	Raghunath Dev						2	2
463.	Raghunatha		3					3
464.	Raghunatha dev		19					19
465.	Rajakanya				3			3
466.	Rajaniti SHG				1			1
467.	Ramachandi					1	1	2
468.	Ramadevi		6					6
469.	Rani Laxmibai		2					2
470.	ranu		2					2
471.	Rasmi					6		6
472.	Rasmita	4						4
473.	Ratanmalia		3					3
474.	Riva SHG				3			3
475.	Rupasri		1					1
476.	Rusikuliya		5					5
477.	Sabita			2			1	3
478.	Sadashiv						3	3
479.	Sagarika				3			3
480.	Sagarsuta			1				1
481.	Saharasuni		1					1
482.	Sai Baba					4		4
483.	Sai Krishna		7					7
484.	Sai Krupa					3		3
485.	Sai Raam				3			3
486.	Saibaba	5	16				9	30
487.	Saikunja		3					3
488.	Sairam		6					6
489.	Saiswari		1					1
490.	Sakti					2		2
491.	Sakti Mahila						1	1
492.	Sambhaba				1		1	2
493.	Sambhav				3			3
494.	Sambhutasila		5					5
495.	Sampurna		1					1
496.	sandhiya		2					2
497.	Sandhya						1	1
498.	Sangita		3					3
499.	Sangrami					5		5
500.	Sanjibani		5					5
501.	santi jagulai		4					4
502.	Santoshi Maa		4					4
503.	Saraswati						1	1
504.	Sarathi Dev					1	4	5

505.	sarathiDev	3					3
506.	Sardhanjali		2				2
507.	Sarita		6				6
508.	Sarojin		10				10
509.	sasmita		8				8
510.	Satiya Sai	1					1
511.	Satiyabana Sabitri		3				3
512.	Satya Sai				4		4
513.	satyabadi			1			1
514.	Satyasai			2			2
515.	Sebabharati		4				4
516.	Shakti				1		1
517.	Shima			2			2
518.	Shree Brahmeswar Dev		3				3
519.	Shree Durgadevi		1				1
520.	Shree Ganesh		6				6
521.	Shree gunduchi		5				5
522.	Shree Jaganatha		6				6
523.	Shree Kasibiswanatha	2					2
524.	Shree Krishna		2				2
525.	Shree Lokanatha Dev		2				2
526.	Shree Maa			1			1
527.	Shree Raghunatha Dev		2				2
528.	Shree Ram		3				3
529.	Shree Ram Dev		3				3
530.	Shree Sai		4				4
531.	Shree UmaMaheswar				5		5
532.	Shreemaa Arobinda		4				4
533.	Shreeya		4				4
534.	Sibani		4		2		6
535.	Sibasakti					1	1
536.	Sidha Bhairabi				2		2
537.	Sidheswar				3		3
538.	Sima		1				1
539.	Singhnath Dev					1	1
540.	Sinha sarathi		6				6
541.	Sita Devi		1				1
542.	Sita Maa					1	1
543.	Sitaram				4		4
544.	Siyamchandra		1				1
545.	Solarai			3			3
546.	somonatha			1			1
547.	Sonali		4				4

548.	Srabani		8					8
549.	Sree Maa						2	2
550.	Sri Arabinda						1	1
551.	sri aravinda				1			1
552.	sri balabhadra	2						2
553.	Sri Balaram			2				2
554.	Sri Bhagabata Basudev					3		3
555.	Sri Bhagabata Dev					1		1
556.	Sri Dadhibabana Dev					1		1
557.	sri Jaganatha	1						1
558.	Sri Jagannath			6		5		11
559.	Sri Jagatiswar Dev					1		1
560.	Sri Maa Aurobinda			7			3	10
561.	Sri Maa Bramhani Devi					1		1
562.	Sri Mandir						4	4
563.	Sri Radhamohan Dev					4		4
564.	Sri Raghunath					4		4
565.	Sri Rama			3				3
566.	Sri Raneswar Dev					1		1
567.	Sri Sai					2		2
568.	Sri Satya Sai					1		1
569.	Sri Thakura Anukulachandra						1	1
570.	sriarvinda mahila				2			2
571.	Sridhartha						1	1
572.	Sriman					6		6
573.	Sriya laxmi		4					4
574.	Stayabadi Mahila				1			1
575.	Subarna		1					1
576.	subha mahila				1			1
577.	Subhadra		13				3	16
578.	Subhakankhi					1		1
579.	subhalaxmi		3					3
580.	Subham		2					2
581.	Subharajoti		10					10
582.	Subhasandhya						2	2
583.	Subhashree		15		1			16
584.	sunaguranga		1					1
585.	Sunakalasi		4					4
586.	Sunakhadikei					1		1
587.	Sunayana		1					1
588.	Suriyakanta		3					3
589.	Swabhimana	3						3
590.	Swadhina Sangrama		1					1

591.	Swadhina Sangrami		1					1
592.	Swagatika	3	8		2		3	16
593.	Swastika		2					2
594.	Syamchandra		2					2
595.	Tapasya				3	3		6
596.	Tarini		8		2			10
597.	Tejaswini					1		1
598.	Traha Achyuta					1		1
599.	Trahi Achuta	7	8					15
600.	Trahi Achyuta						6	6
601.	Trahi anadi	1	3					4
602.	Trahi Jaganatha	4						4
603.	Tribeni		28					28
604.	Trikasti						1	1
605.	Trinath Dev			2				2
606.	Trinatha Dev		9					9
607.	Trinatha Thakur				3			3
608.	Trinatha Thakura		7					7
609.	Trinatha Thakura SHG					3		3
610.	Tripati		4					4
611.	Triranga				1			1
612.	Trisakti						6	6
613.	Truptimayee		2					2
614.	Tulasi	3	16		3	1		23
615.	Ugratara		5					5
616.	Uma maheswar		8					8
617.	Uma sankar		7					7
618.	Umamaheswar					5		5
619.	Upasana				1	3		4
620.	Utarayani		2					2
621.	utkal Bharat		1					1
622.	Uttarayani			3				3
623.	Not Available		1	1	1			3
624.	Not Applicable	20	195	20	25	26	25	311

Annexure 2: List of SHGs in Erasama block

Sr. No.	SHG Name	A M B I K I	B A L E I P U R	B A L I T U H A	B H I T A R N A D H A R I	D H I N K I A	E R A S A M A	G A D A B I S H N U P U R	G A D A H A R I S H P U R	G A D A K U J A N G	G O D A	J A N K A D E I P U R	J A P A	J I R I L O	K R U S H N A C H A N D R A P U R	K U N J A K O T H I	N A R A D I A	N U A D I H I	N U A G A O N	P A D M A P U R	P A I D A	P A L L I K A N T A	P O K H A R I A P A D A	S O M E P U R	Grand Total
	No. of HH	118	101	52	93	58	156	90	96	55	152	100	123	117	171	43	65	152	87	67	148	90	114	167	2415
	No. of SHGs	49	39	20	35	28	50	34	34	27	46	40	42	33	49	24	34	52	44	24	47	33	36	64	596
1.	ABBA BATESWAR S.H.G																	1							1
2.	ABHIRAM SAKTI																							1	1
3.	AGNIPATH										1														1
4.	AGRAGATI	1																							1
5.	AKASH DIPA				2																				2
6.	AKHDALMANI					2						1													3
7.	ALEKH MAHIMA		3					1			2												1		7
8.	ANANT BALIA														6										6
9.	ANANT THAKUR						5																		5
10.	ANANTA GADI MAHAPURUSA S.H.G																	2							2
11.	ANAPATI																1								1
12.	ANATAMADHABI S.H.G																	1							1
13.	ANGLABHOKTA					1																			1
14.	ANGLADOKRA					1																			1

15.	ANNPURNA				1				1														2
16.	ANNTA BALIA		5														1						6
17.	ARAMIRA S.H.G																1						1
18.	ASHADEEP										1						2						3
19.	ASHAJYOTI	1																					1
20.	ASTASAMBHU					1																	1
21.	BABA AKHANDALMANI	2	1				1										1						5
22.	BABA BALIA		1								1										1		3
23.	BABA BARUNE				1																		1
24.	BABA BASUDEV							6															6
25.	BABA BATESWAR SHG																1						1
26.	BABA BISWANATH									3													3
27.	BABA BOKHARI										4												4
28.	BABA DOLAGOBINDA																	1					1
29.	BABA GANPATI																	3					3
30.	BABA GOREKHNATH	2	1									2						2					7
31.	BABA GRAMESWAR																				1		1
32.	BABA JAGATGURU																1						1
33.	BABA JATADHARI											6											6
34.	BABA NILAKANTHESWAR																	1					1
35.	BABA RAJIBA LOCHANA DAS																1						1
36.	BABA SAHEB	1																					1
37.	BABA SARANGH						3																3
38.	BAJARANG					3																	3
39.	BAJARANG BALI									1	5				2					1		3	12
40.	BAJARANGI							1							3								4
41.	BAJIROUT													3									3
42.	BAJRA MAHAKALI																	1	1				2
43.	BAKRAJADAB																	4					4
44.	BALADAS										2												2

45.	BALADEV JEW									2												2
46.	BALIABUDHA												1									1
47.	BANABIHARI				2								1									3
48.	BANADURGA			2					2				1									5
49.	BANDE PURUSATAMA														3							3
50.	BANDURGA	5						2														7
51.	BANSHIDHARI																		2			2
52.	BAPUJI												1									1
53.	BARA HURA GADI BRAMH								9													9
54.	BARUNEI	1																				1
55.	BARUNESWAR																1					1
56.	BASUDEBA										2				2				1			5
57.	BASUDEV			4													8			1		13
58.	BASULAI						2												3			5
59.	BASULAI SAKTI																			1		1
60.	BATA BABA											3			1		4					8
61.	BATA GOSEIN S.H.G			1																		1
62.	BATA MAHAPURUS																	5				5
63.	BATA MANGALA												1					2	2			5
64.	BAULBEDI					1																1
65.	BELA MATHA														1							1
66.	BEMOBHI BINKHAMA										1											1
67.	BENTKAI																	1				1
68.	BHAGABAT						1		2													3
69.	BHARASA						1															1
70.	BHARAT MATA																			1		1
71.	BHARATMATA														2							2
72.	BHIMA BHOI						3		8		1								2		3	17
73.	BHIMABHOI BHINAKYAMA										3											3
74.	BHIMOBHOI										1											1
75.	BHUDHIJAGULAI																		4			4

76.	BIGOMANI																		1					1
77.	BIKIARA																				1			1
78.	BILA MANGALA									3														3
79.	BILAKANDHEISWAR									1														1
80.	BINAPANI					1						2							1					4
81.	BISWANATH			1			1							4										6
82.	BISWESWAR			2																				2
83.	BISWKRAMA								2															2
84.	BRAHMANI			2																				2
85.	BRUNDA									1														1
86.	BRUNDABAN BIHARI									2														2
87.	BUDHESWAR																			2				2
88.	BUDHI CHACKHAI												1											1
89.	BUDHI JAGULAI					6						1	1				2					2		12
90.	BUDHI THAKURANI																1							1
91.	BUDHIBAMAN					1																		1
92.	BUDHICHACH KHAEI S.H.G																1							1
93.	BUDHINATH SAKTI																					1		1
94.	BUNDABATI												1											1
95.	CHACKHAI									1	1		1			2	2							7
96.	CHAINMAIN						1																	1
97.	champeswar																		2					2
98.	CHANDANESWAR																	1						1
99.	CHARCHIKA S.H.G																1							1
100.	DABALOSWAR					1																		1
101.	DADHIBAMAN B																	1						1
102.	DAGI BRAMH													1										1
103.	DALAKHAI"D"														2									2
104.	DARAIRANI																	3						3
105.	DHARMESWAR													3									1	4
106.	DIBYA SAMPARK																	1						1

107.	DIBYAJYOTI						2																2
108.	DOLA GOBIND																	3					3
109.	DRANDAN																1						1
110.	DURGA BAHINI							1															1
111.	FAEIBSTAR		1																				1
112.	GADHIBARM		2																		3		5
113.	GADHIBRAM																1						1
114.	GADIBRAHMA				4							4						2					10
115.	GADIBRAMH					10	4			5				2		3						8	32
116.	GADIBRAMHA																			1			1
117.	GADIBRHAMA																	1					1
118.	GADIMAHAPURUSH															1							1
119.	GAMASWAR																				1		1
120.	GAMESWAR																				3		3
121.	GANAPATI S.H.G				1																		1
122.	GANDHIJI																2						2
123.	GANGADEVI														1								1
124.	GASH PAAK																					2	2
125.	GATESWAR					1				2													3
126.	GAYATRE																					2	2
127.	GAYATRI										1												1
128.	GAYTRI																				2		2
129.	GOPABANDHU						2							2						2		4	10
130.	GOPABANDHU VINNAKHYAM																		9				9
131.	GOPAL JIU S.H.G								1														1
132.	GOPINATH													2									2
133.	GOPINATH S.H.G															2							2
134.	GOPINATH JEW																			1			1
135.	GOPINATH JIYO S.H.G															1							1
136.	GOPINATHHAJIU		1																				1
137.	GOEKHA NATHA														1								1

138.	GOREKHNNATH										1												1
139.	GOTHESWAR																	1				4	5
140.	GRAMADEBATI																					3	3
141.	GRAMESWAR														3							1	4
142.	GRUHLAXMI					2																	2
143.	GURU SAKTI																					2	2
144.	GURUBARI GADIBRAMH														3								3
145.	GURUKRUPA																					6	6
146.	HALADINASI			1																			1
147.	HANUMAN																					1	1
148.	HANUMANJIU														2								2
149.	HARA PARBATI	3																					3
150.	INDIRA		1																				1
151.	INDRADHANU									1													1
152.	JAGANNATH					1								2								4	7
153.	JAGANNATHA														3								3
154.	JAGRAT MAHILA																1						1
155.	JAGRAT SAKTI																					1	1
156.	JAGRUTI																					1	1
157.	JAGULAI					4				1					1						1	1	8
158.	JAGULAI SAKTI																					1	1
159.	JAGULEI		5																				5
160.	JANANI	1																					1
161.	JANIDEV								1														1
162.	JATADHARI												2								2		4
163.	JAY ANUKULA CH															1							1
164.	JAY BAJARANGABALI									4										3			7
165.	JAY BAJARANGI																				2		2
166.	JAY HANUMAN				1	3	5				1	6		2			1	4	1	2	2	2	28
167.	JAY HANUMAN S.H.G														5								5
168.	JAY JAGANATH			5																			5

169.	JAY JAGANATH S.H.G								2														2	
170.	JAY JAGANNATH					4		1				1		16						5	1		2	30
171.	JAY JAGGANATH BHINAKHYAMA																			2				2
172.	JAY MAA TARINI	1																						1
173.	JAY MAHAVIR												4											4
174.	JAY ODISHA	3																						3
175.	JAYA BAJRANGBALI				4	1																		5
176.	JAYGURU		1														2							3
177.	JAYJAGANNTHA		1																					1
178.	JIBAN BIKASH																					9		9
179.	JYOGESWAR					1																		1
180.	KADESWARI					1																		1
181.	KALINGA				3																			3
182.	KALYANI										4		1											5
183.	KALYANI S.H.G																1							1
184.	KANDHEISUNI																		2					2
185.	KANEKSWAR																					3		3
186.	KAPILESWARE S.H.G																1							1
187.	KARUNAMAYEE											1												1
188.	KASIBISWANATH						2																	2
189.	KASTHURIBA		3																					3
190.	KASTURABA													2										2
191.	KEDAR GAURI, JAY ODISHA	1																						1
192.	KERITASH	5																						5
193.	KHETRAPAL													1										1
194.	KHETRAPALI						3									1								4
195.	KHETRAPALL																				1			1
196.	KOCHILAI							1																1
197.	KOCHILEI									2														2
198.	KUNJABIHARI				3																			3
199.	LATA JAGULEI																			1				1

200.	LAXIMNAYARAN		2																				2
201.	LAXMI BAI	1																					1
202.	LAXMI NARAYAN												6										6
203.	LAXMI NARAYANI	1																					1
204.	LAXMIBAI																		1		2		3
205.	LAXMINARAYAN		2																				2
206.	LIXMIBAE S.H.G				1																		1
207.	M																		1				1
208.	MA ADISAKTI				2																		2
209.	MA SARALA"D"												1										1
210.	MAA				1									1						1			3
211.	MAA BIRAJA							1															1
212.	MAA JAGULAI P.W.D S.H.G				1																		1
213.	MAA SARAL S.H.G				3																		3
214.	MAA SARALA S.H.G														1								1
215.	MAA AMBIKA S.H.G							2															2
216.	MAA AMBIKA S.H.G														1								1
217.	MAA BARUNEI S.H.G				1																		1
218.	MAA BHAGABATI S.H.G							3															3
219.	MAA BUDHI JAGULAI P.W.D. S.H.G				1																		1
220.	MAA HARACHANDI S.H.G							1															1
221.	MAA JAGULAI				2																		2
222.	MAA MANASA S.H.G							1															1
223.	MAA MANGALA							2		1						4							7
224.	MAA MAUSIMAA B S.H.G							1															1
225.	MAA S.H.G				2																		2
226.	MAA SARALA															2							2
227.	MAA SARALA S.H.G							4															4

228.	MAA TALENI S.H.G			1																				1
229.	MAA TARENI																3							3
230.	MAA TARENI S.H.G								1															1
231.	MAA TARIM																				1			1
232.	MAA TARINI S.H.G				3																			3
233.	MAA AMBIKA																1							1
234.	MAA AMBIKAI	2					1															3		6
235.	MAA BAISHNABI			1																				1
236.	MAA BAJRAKALI															1								1
237.	MAA BALI KHAI						4																	4
238.	MAA BARUNAI									1														1
239.	MAA BARUNEI				2					3					2									7
240.	MAA BARUNEI(A)								1															1
241.	MAA BASULAI						1					1			2			2						6
242.	MAA BASULEI											1												1
243.	MAA BASULEI"D"													1										1
244.	MAA BATAMANGALA													5										5
245.	MAA BAYANI																					3		3
246.	MAA BHABANI			2																				2
247.	MAA BHAGABATI	2		1			1					1			2									7
248.	MAA BHAGABTI								1															1
249.	MAA BINAPANI						5												1					6
250.	MAA BIRAJA													1										1
251.	MAA BRUNDABATI	2										1				6	3							12
252.	MAA BUDHI SAHAREI								3															3
253.	MAA BUDHIBARUNEI									1														1
254.	MAA BUDHIJAGULAI					1													6		6			13
255.	MAA CHACHAKHAI						1				2					3								6
256.	MAA CHACHKHAI					1						7			2									10
257.	MAA CHACHKHAI NEW HOP						2																	2
258.	MAA CHANDI												5											5

259.	MAA CHANDI,MAA NAGAMATA	1																					1
260.	MAA CHARCHIKA										4	2											6
261.	MAA CHARCHIKA S.H.G															1							1
262.	MAA DHARITRI																		1				1
263.	MAA DURGA					3	1	3															7
264.	MAA DURGA BAHINI							1															1
265.	MAA GAJALAXMI									2													2
266.	MAA GANDEISUNI							3															3
267.	MAA GANGA						2																2
268.	MAA GANGA DEBI,MAA DHARITRE	1																					1
269.	MAA GANGA MATA							7															7
270.	MAA GANGADEBI								1														1
271.	MAA GANGADEVI							1															1
272.	MAA GAYATRI															1			1				2
273.	MAA GAYTRI									4													4
274.	MAA GRAMADEBATI															1							1
275.	MAA GRUHALAXMI																2						2
276.	MAA HADUALI											2											2
277.	MAA HARACHANDI															3							3
278.	MAA INDIRA							1															1
279.	MAA JAGAT JANANI															2							2
280.	MAA JAGULAI								3									4		12	5		24
281.	MAA JAGULAI(B)								3														3
282.	MAA JALEI									2													2
283.	MAA JANANI, MAA CHANDI	1																					1
284.	MAA JANJALI S.H.G								1														1
285.	MAA JASHODA	4																					4
286.	MAA JATITHAKURANI										2												2
287.	MAA KALI							1									1						2

288.	MAA KALIJAI																	2						2
289.	MAA KENDULAI			1				1																2
290.	MAA KENDURILEI							1																1
291.	MAA KHARAKHAI				3			2					2											7
292.	MAA KHARIKHAI															2								2
293.	MAA KHETRAPALI															1								1
294.	MAA KHETRAPALL																				1			1
295.	MAA KOCHILAI				1					2														3
296.	MAA LAXMI	2					1		1		5		9				4		2	4			1	29
297.	MAA LAXMI THAKURANI							1																1
298.	MAA LAXMI(A)								2															2
299.	MAA MAHALAXMI					1							1								2			4
300.	MAA MAHALAXMI S.H.G											1												1
301.	MAA MALATI										7													7
302.	MAA MANASHA							4	4				5	1	1									15
303.	MAA MANGALA	6	22		7	6	4	1	3	1	4		1	15	10	1		6	3	1	5	6		102
304.	MAA MANGALA BHINAKHYAM												4											4
305.	MAA MANGALABISWA		2																					2
306.	MAA MANISHA														3									3
307.	MAA MANSIH BINHKAM												3											3
308.	MAA NAGADEVI VINNAKHYMA															1								1
309.	MAA NAGESWARI							1																1
310.	MAA NARAYANI	2									1				4		6						6	19
311.	MAA NAYRANI												3											3
312.	MAA OSWTI												3											3
313.	MAA PARBATI											9			1				2					12
314.	MAA PHULAKHAI					4																		4
315.	MAA RAMACHANDI																	5						5

316.	MAA RAMCHANDI					2																		2
317.	MAA RARINI						2																	2
318.	MAA RUDRANI	1																						1
319.	MAA S.H.G				1												2							3
320.	MAA SADHI		2																					2
321.	MAA SAHADEI		3					3																6
322.	MAA SAKTI																	1						1
323.	MAA SANTOSHE	2					3	1		2				1		2					1			12
324.	MAA SANTOSHI											2						1		2				5
325.	MAA SANTOSI			2													4							6
326.	MAA SARALA	1	1	3	7	1	6	1	1		2	1	8	7	6	5		7	2	1	6	6		72
327.	MAA SARALA BHINNAKHYAMA																	3						3
328.	MAA SARALA"D"														1									1
329.	MAA SARASWATI	2			2														2					6
330.	MAA SARASWOTI														1									1
331.	MAA SATABHAUNI								2															2
332.	MAA SHIDHE CHAKHI											7												7
333.	MAA SIDHA										1													1
334.	MAA SIDHAKHANDULAI										1													1
335.	MAA SITALA	2										1	4						5					12
336.	MAA SITALA, GOREKHANATHA															2								2
337.	MAA SITALA, MAA LAXMI									1														1
338.	MAA SUBHADRA							1																1
339.	MAA SUBHADRA A S.H.G									3														3
340.	MAA TAILA										2													2
341.	MAA TARATEI				5																			5
342.	MAA TARENI																					11		11
343.	MAA TARINI	3	1	3	2		4		4		6		2	3	10		6		3		1		1	49

344.	MAA TENTULAI																				6			6
345.	MAA THAKURIN								1															1
346.	MAA UGRA TARA							1																1
347.	MAA UTARESWARI					3							4	1										8
348.	MAABHRUNIY		1																					1
349.	MAABHUDHIJAGULAI		2																					2
350.	MAABUDHIJAGULAI										2													2
351.	MAACHAKHAI		1																					1
352.	MAAJAGATJANANI																				1			1
353.	MAAKALUNI		2																					2
354.	MAAMANGAL																				1			1
355.	MAAMANGALA																				1			1
356.	MAANARAYNA															1								1
357.	MAASADHI		2																					2
358.	MAASANTOSHI																				1			1
359.	MAASARALA BHINKHAM										3													3
360.	MAASARALA BHINKHAM										1													1
361.	MAATARINI															5								5
362.	MAATRUSAKTHI				1																			1
363.	MABIRIY BINAKHAM										4													4
364.	MADHUBABU																			3				3
365.	MADHUSUDAN																					2		2
366.	MADINA	3																						3
367.	MAHA LAXMI S.H.G							2																2
368.	MAHABAJRA KALI															1								1
369.	MAHA BHINNAKHYAMA									1														1
370.	MAHABHIR S.H.G			2																				2
371.	MAHABIR									3									1					4
372.	MAHABIR S.H.G															1								1
373.	MAHABIR																		1					1

	VINNAKHYAMA																							
374.	MAHABIRA													2			1							3
375.	MAHADEV														1									1
376.	MAHADEV BISWA																2							2
377.	MAHALAXMI	3		1		2					1		1											8
378.	MAHAMAYA																					1		1
379.	MAHATMA GANDHI												2									4		6
380.	MAHATMAGANDHI																	4						4
381.	MAHATMAGANDHI BHINAKHYAM																		3					3
382.	MAHAVIR	1				10	7			2		1	4	3		1			1		2		3	35
383.	MAHILA BIKASH	1																						1
384.	MAHIMA	2				8				1														11
385.	MAHIMA ALEKH									1														1
386.	MALIKESWARI																4							4
387.	MALLIKESARI													1										1
388.	MALLIKESWOR VINNAKHYAMA													1										1
389.	MAMATA	1																						1
390.	MAMATAMAI		2																					2
391.	MANASHI BHINKHAYMA										2													2
392.	MANGALA															2								2
393.	MATRUKUPA																					3		3
394.	MATRUSAKTI								1	2			2		2			1	2					10
395.	MAUSIMAA A.							5																5
396.	MHABHIRI																					4		4
397.	MISAN SAKTI				4																			4
398.	MLAXMIBAI S.H.G				1																			1
399.	MMA BRUNDABATI					1																		1
400.	MOHABRIY								1															1
401.	MOTHER TERASA					1																		1
402.	MOTHER TERESA							6						1									2	9

403.	MUKTESWAR																				3			3
404.	MUKTESWAR, ANANTA THAKURA						1																	1
405.	NAGA																4							4
406.	NAGA NAGUNI																	2						2
407.	NAGESWAR												1											1
408.	NAGESWARI				2																			2
409.	NAKUL SHADEBA																2							2
410.	NANDANANDAN																	1						1
411.	NARAYANI						2																	2
412.	NARAYANI MAHILA MANDAL																					2		2
413.	NARAYANI MATRU SAKTI																					1		1
414.	NARI MANGAL									1														1
415.	NARI PRAGATI	1																						1
416.	NARIMANGAL									2														2
417.	NEHERU																		5					5
418.	NEHERU, RADHAKRUSHN																		1					1
419.	NEHERU,SAKTI, RADHAKRUSHN																		2					2
420.	NEHERU,SANTIMANI																		1					1
421.	NILA CHAKRA S.H.G							2																2
422.	NILA MADHAB													5										5
423.	NILAKANATHESWAR												2											2
424.	NILAKANTHESWAR	4								4														8
425.	NILAKANTSWAR		3																					3
426.	NILAMADHAB												1		1									2
427.	NIRA SAKTI																					1		1
428.	NIRMAN												2											2
429.	NITAI GAURA S.H.G							1																1
430.	NITAIGAUR												1											1

431.	NITAYEE GAURU										1														1
432.	NITAYEE GOURU										2														2
433.	NUTAN												2												2
434.	OMM						2							4											6
435.	OMM BUDHIBAMAN						1																		1
436.	OMM GURU SWAMI																						2		2
437.	OMM HARIHARA																2								2
438.	OMM NAMA SIBAHY																					4			4
439.	OMM NAMAH SIBAY	1																							1
440.	OMM NAMH SIBAY															1									1
441.	OMM SAI	1					2				1										1				5
442.	OMM SAI BABA							2						1											3
443.	OMM SAI RAM						1																		1
444.	OMM SAIRAM SHG																2								2
445.	OMM SANTI						1																		1
446.	PABANSUTA													4											4
447.	PADAMALAY																1								1
448.	PANCHA SAKHA											5													5
449.	PANCHASAKHA																				1				1
450.	PARAMANDA			1																					1
451.	PARANA											1													1
452.	PARBATI SAKTI																						1		1
453.	PARBHARMA			1																					1
454.	PASCHIMESWAR												4												4
455.	PATITAPABAN												4										1		5
456.	PATITAPABAN S.H.G																1								1
457.	PATITAPABAN(B)																						2		2
458.	PIR BABA									2															2
459.	PRABHU GRAMESWAR										1														1
460.	PRABHU JAGANNATH																			2					2
461.	PRAGATHI																	1							1

462.	PRAGATHIBADI		3																				3
463.	PRAGATI																		1				1
464.	PRATIBHA											1											1
465.	PREMAMAYEE									1													1
466.	PRIYADARSINI																		1				1
467.	PURUSOTTAM					2																	2
468.	PUSPALATA BISWO																1						1
469.	RADHA GOBIND																	1					1
470.	RADHA KRUSHN						8																8
471.	RADHA KRUSHNA		1							1													2
472.	RADHAKRUSNA																		2				2
473.	RADHAMOHAN																				3		3
474.	RADHARANI						1																1
475.	RAJ LAXMI	2																					2
476.	RAJALAXMI					2																	2
477.	RAM BIHARI					1																	1
478.	RAMACHANDI														2						1		3
479.	RAMADEBI										6												6
480.	RAMADEVI											2											2
481.	RAMSWAR																				2		2
482.	REBIKA																			7			7
483.	SABITRE												1										1
484.	SACHITANAND												2										2
485.	SAI BABA					1	3						5		1								10
486.	SAI RAM													1									1
487.	SAIBABA	1								2													3
488.	SAIKRISHNA, BRAHMANI			1																			1
489.	SAINATH					1																	1
490.	SAKHIGOPAL					5																	5
491.	SAKHNSWAR																				3		3
492.	SAKTI																		1				1

493.	SAKTI,NEHERU																				1				1
494.	SAMASTI							1																	1
495.	SAMBHUNATH							1																	1
496.	SANDA BARAGACH			3																					3
497.	SANGHARSA																				2				2
498.	SANHASWAR																						1		1
499.	SANI DEBA S.H.G									1															1
500.	SANISHAR											1													1
501.	SANKASWAR																						1		1
502.	SANTHOSHI MAHILA																				2				2
503.	SANTI MANI																							1	1
504.	SANTIDATA													1											1
505.	SANTOSHE							1																	1
506.	SANTOSI															1									1
507.	SARALA											1					1						2		4
508.	SARALA SAKTI																							2	2
509.	SARATHI					1																			1
510.	SARATHIBABA																				2		2		4
511.	SARATHIDEBA											1													1
512.	SAROJINE																				1				1
513.	SARPESWAR							1																	1
514.	SASTRI																						5		5
515.	SASTRI BHINAKHYAM																						1		1
516.	SASWAT																							2	2
517.	SASWATIKA							1																	1
518.	SATABHAYA																						8		8
519.	SATABHAYA (A)																						2		2
520.	SATAYNARAYNA					2																			2
521.	SATHILATA							1																	1
522.	SATYA NARAYAN									1															1
523.	SATYAPATH													5											5
524.	SATYAPIRA																						1		1

525.	SATYASAI																				2				2
526.	SATYASAI S.H.G				1																				1
527.	SATYASWAR							2																	2
528.	SEDANBASHA															1									1
529.	SHAKTI				1																				1
530.	SHINNATH					2																			2
531.	SHREE BASUDEBA																				1				1
532.	SHREE LAXMI																3								3
533.	SHREE MAA								2																2
534.	SIBA SAKTI																				4				4
535.	SIBASAKTI										4											3		3	10
536.	SIBASAKTI BHINAKYAMA										2														2
537.	SIBASAMBHU						2	2																	4
538.	SIDHA GUMFHA,																	1							1
539.	SIDHAKHANDULAI											3													3
540.	SIDHESWAR								2																2
541.	SIDHESWAR GADI BRAMH							6																	6
542.	SIDHESWARI									2						1									3
543.	SIDHSWAR			3																					3
544.	SIRIDI SAI	1												1				2							4
545.	SITA RAM								2																2
546.	SITALA											1			1										2
547.	SNEHMAYEE	1																							1
548.	SNEYEE											1													1
549.	SODASHI SAKTI																						1		1
550.	SOLAPOI									1															1
551.	SRE GANESH													4									3		7
552.	SRE HARI					1																			1
553.	SRE JAGANNATH					5		1		1				4					3				1		15
554.	SRE LAXMI							1								1									2
555.	SRE MAA						3							1											4

556.	SRE RAM						1																1
557.	SRE SRE KHETRAPALL																					1	1
558.	SRE SRE RAGHUNATH JEW																	3					3
559.	SREYA TRUPTI						2																2
560.	SRI MAA																1						1
561.	SRI SIR BUDHI BIHARI								1														1
562.	SRIARBINDA																2						2
563.	SRICHAYTAN		2																				2
564.	SRIGURALAXMI																1						1
565.	SRIMA																			1			1
566.	SRIMTHA SARATHI					1																	1
567.	SRUJAN SAKTI																					1	1
568.	SUBASH BOSH																					1	1
569.	SUBHADRA													3									3
570.	SUNAMUHI														1								1
571.	SWAMI NARAYANA		1																				1
572.	SWAPNA	4																					4
573.	SWAPNESAWR												1										1
574.	SWAPNESWAR												2	1									3
575.	SWAPNESWARA																		1				1
576.	SWASTI SEBAK												1										1
577.	SWATI						1																1
578.	TARENI										2												2
579.	TARENI S.H.G			1																			1
580.	TARINI	1													1	1							3
581.	TARINI SAKTI																					1	1
582.	TENTULIA S.H.G																3						3
583.	THAKURA PATANA					4																	4
584.	TIRUMATI					1																	1
585.	TRENATH	1				6	2			7						1							17
586.	TRENATH SAKTI																					3	3

587.	TRESAKTI										3													2	5
588.	TRIJAGANNATHA		2																						2
589.	TRINATH			3								6													9
590.	TRINATHA		3			1																			4
591.	TRINNATH																	2			6		6		14
592.	UGRATARA																							2	2
593.	UTARESWARI	1																							1
594.	UTKAL				1																				1
595.	UTKAL KESARI										2														2
596.	UTTARASAKTI																							1	1
597.	Not Applicable	25	5	3	14	11	14	24	13	7	37	12	19	7	25	7	7	29	12	24	16	11	19	25	366
598.	Not Available			9	2	2	2			2		1						4	1		3				26